

# BuildPro<sup>TM</sup>

MODULAR WELDING TABLES



» Youtube Channel

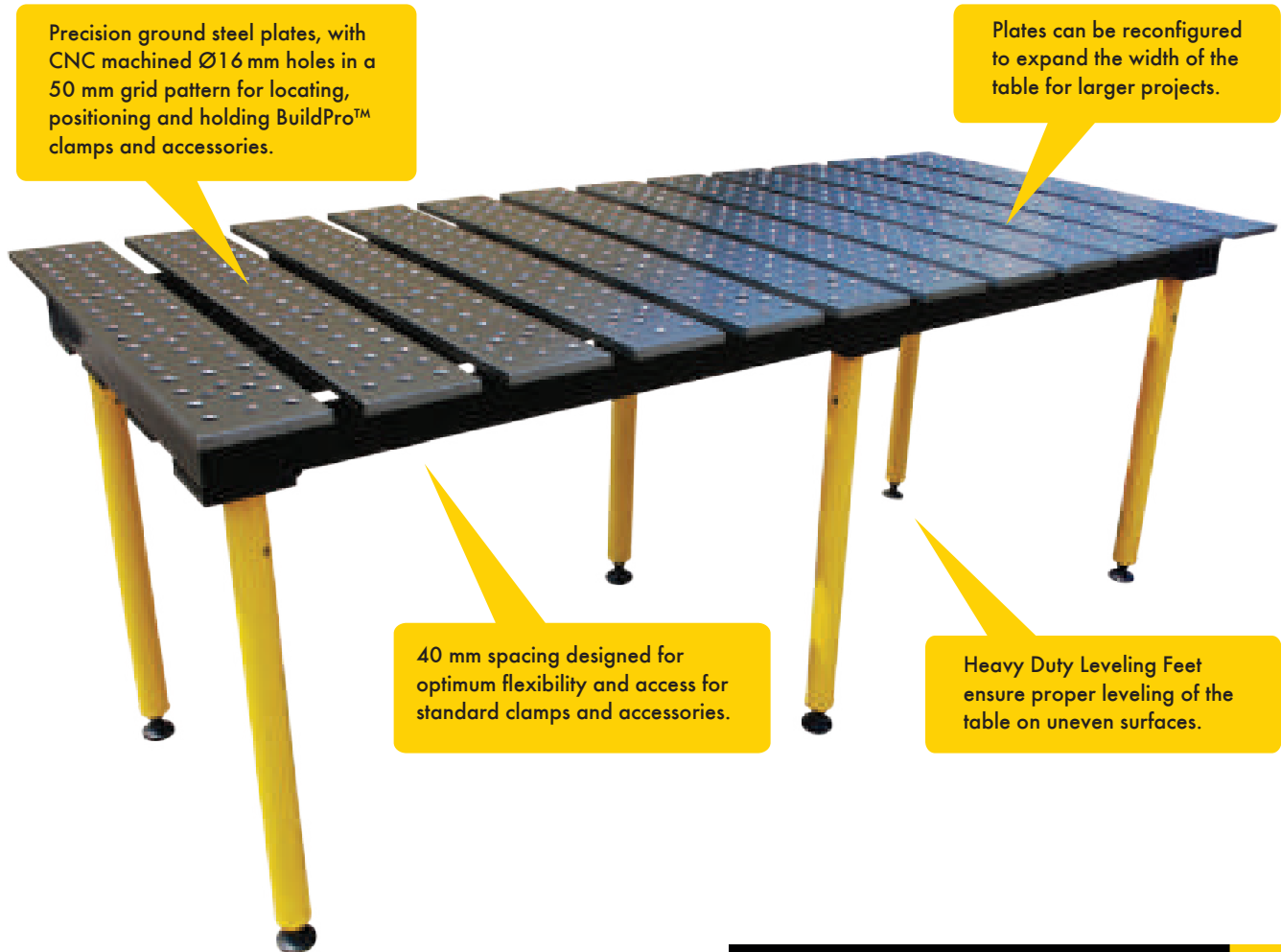
*Fixture Efficiently,  
Fabricate Accurately*

**2014 METRIC CATALOG**

# Dramatically improve productivity and work quality

The BuildPro's modular design gives you the flexibility to adapt to each new project. You'll work more safely and efficiently, so you can increase both your productivity and the quality of your work.

## BuildPro™ Features



**NEW BuildPro™ MAX** Table  
with a continuous tabletop surface.

**P5**

## BuildPro™ Table Accuracy

- Table flatness: 0.3 mm / 1000 mm
- Hole diameter: 16 mm  $\pm \frac{.005}{.000}$
- Hole spacing: 50 mm  $\pm 0.038$
- Plate thickness: 16 mm  $\pm 0.01$

## Optional Nitrided (Heat-Treated) Tabletop

The BuildPro™ is available with a protective nitrided tabletop. The nitriding (heat-treating) process is a mechanical polish and post salt bath oxidative treatment. The benefits of this process include weld spatter resistance and corrosion and wear resistance.

- Surface hardness: HV 550
- Nitriding case depth: 0.01 mm - 0.02 mm
- Coefficient of friction: 0.37

## TABLE OF CONTENTS

### TABLES & TABLETOPS

4 - 5



### TABLE ACCESSORIES

6



### CLAMPS

7 - 9



### CLAMPING SQUARES

9 - 11



### STOPS & RESTS

12 - 13



### FASTENERS

14 - 15



### MODULAR FIXTURING KITS

16 - 19



### FIXTURING EXAMPLES

20 - 25





## BuildPro™ Modular Welding Tables


All BuildPro™ Tables have 16 mm thick steel plate, with Ø16mm holes in a 50 mm grid pattern. All tables, *except BuildPro™ MAX*, have 40 mm slots between plates.



2560 mm L Table  
1250 mm Width

### 2560 mm Length

Part No.	Material / Finish	Table Height (mm)	* Table Capacity (kg)	Tabletop Dimension (mm)	Table Weight (kg)
TMD625125	Standard	900	2,500	2,560 x 1,250	449
TME625125	Standard	750	2,500	2,560 x 1,250	437
TMQD625125	Nitrided	900	2,500	2,560 x 1,250	449
TMQE625125	Nitrided	750	2,500	2,560 x 1,250	437



1960 mm L Table  
1000 mm &  
1150 mm Width

### 1960 mm Length

Part No.	Material / Finish	Table Height (mm)	* Table Capacity (kg)	Tabletop Dimension (mm)	Table Weight (kg)
TMA62010	Standard	900	2,500	1,960 x 1,000	306
TMB62010	Standard	750	2,500	1,960 x 1,000	301
TMA62011	Standard	900	2,500	1,960 x 1,150	344
TMB62011	Standard	750	2,500	1,960 x 1,150	339
TMQA62010	Nitrided	900	2,500	1,960 x 1,000	306
TMQB62010	Nitrided	750	2,500	1,960 x 1,000	301
TMQA62011	Nitrided	900	2,500	1,960 x 1,150	344
TMQB62011	Nitrided	750	2,500	1,960 x 1,150	339
TMA82010	Aluminum	900	2,000	1,960 x 950	191
TMB82010	Aluminum	750	2,000	1,960 x 950	188



1160 mm L Table  
1000 mm &  
1150 mm Width

### 1160 mm Length

Part No.	Material / Finish	Table Height (mm)	* Table Capacity (kg)	Tabletop Dimension (mm)	Table Weight (kg)
TMA61210	Standard	900	2,200	1,160 x 1,000	187
TMB61210	Standard	750	2,200	1,160 x 1,000	184
TMA61211	Standard	900	2,200	1,160 x 1,150	210
TMB61211	Standard	750	2,200	1,160 x 1,150	207
TMQA61210	Nitrided	900	2,200	1,160 x 1,000	187
TMQB61210	Nitrided	750	2,200	1,160 x 1,000	184
TMQA61211	Nitrided	900	2,200	1,160 x 1,150	210
TMQB61211	Nitrided	750	2,200	1,160 x 1,150	207
TMA81210	Aluminum	900	1,800	1,160 x 950	120
TMB81210	Aluminum	750	1,800	1,160 x 950	118



560 mm L Half Table  
1000 mm Width

### 560 mm Length

Part No.	Material / Finish	Table Height (mm)	* Table Capacity (kg)	Tabletop Dimension (mm)	Table Weight (kg)
TMA60610	Standard	900	900	560 x 1,000	108
TMB60610	Standard	750	900	560 x 1,000	105
TMQA60610	Nitrided	900	900	560 x 1,000	108
TMQB60610	Nitrided	750	900	560 x 1,000	105

\*All load capacities are calculated based on evenly distributed static load.



Optional Leg Braces and Casters. See page 6.

Metric BuildPro™ Tables available by special order.  
See [www.stronghandtools.com](http://www.stronghandtools.com) for information.

All BuildPro™ Tables have 16mm thick steel plate, with Ø16mm holes in a 50mm grid pattern. All tables, except BuildPro™ MAX, have 40mm slots between plates.

### Tabletops without legs

Part No.	Material / Finish	Dimension (mm)	Weight (kg)
TM61210	Standard	1,160 x 1,000	167
TM61211	Standard	1,160 x 1,150	190
TM62010	Standard	1,960 x 1,000	276
TM62011	Standard	1,960 x 1,150	314
TM625125	Standard	2,560 x 1,250	505
TMQ61210	Nitrided	1,160 x 1,000	167
TMQ61211	Nitrided	1,160 x 1,150	190
TMQ62010	Nitrided	1,960 x 1,000	276
TMQ62011	Nitrided	1,960 x 1,150	314
TMQ625125	Nitrided	2,560 x 1,250	505

### Half Tabletops


Part No.	Material / Finish	Height (mm)	Tabletop Dimension (mm)	Slot Width (mm)	Weight (kg)
TM60610	Standard	125	1,000 x 560	40	88
TMQ60610	Nitrided	125	1,000 x 560	40	88

### Optional Leveling Pad for Tabletops

Part No.	Height (mm)	Base Dia. (mm)	Thread	Weight (kg)
TML-02	120	Ø 79	M20	0.82



Tabletops



Half Tabletops



Optional Leveling Pad for Tabletops


## NEW! BuildPro™ MAX

Maximum Table Surface, Maximum Capacity


Part No.	Material / Finish	Height (mm)	* Table Capacity (kg)	Tabletop Dimension (mm)	Table Weight (kg)
TMD620125F	Standard	900	3,000	2,000 x 1,250	491
TME620125F	Standard	750	3,000	2,000 x 1,250	485
TMD626125F	Standard	900	3,000	2,600 x 1,250	654
TME626125F	Standard	750	3,000	2,600 x 1,250	648
TMQD620125F	Nitrided	900	3,000	2,000 x 1,250	491
TMQE620125F	Nitrided	750	3,000	2,000 x 1,250	485
TMQD626125F	Nitrided	900	3,000	2,600 x 1,250	654
TMQE626125F	Nitrided	750	3,000	2,600 x 1,250	648

\* All load capacities are calculated based on evenly distributed static load.


- Set-up heavy duty, large, or complex fixtures.
- Set-up more than one fixture at a time on the larger surface.
- Utilize the additional holes (33% more) for clamping at multiple points.



## NEW! BuildPro™ MAX




Continuous-plate tabletop surface with 33% more CNC machined holes.



## LEG BRACES

\* Legs and casters sold separately.




## LEVELING CASTERS



Individual Table Plate



6 hole Fixturing Plate



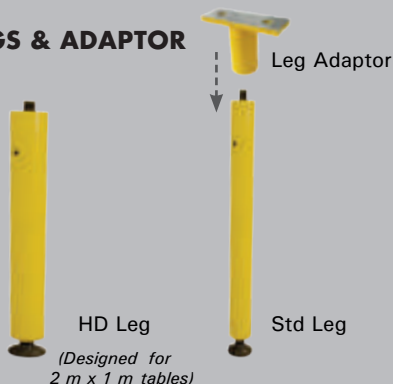
9 hole Fixturing Plate



\* Mounting Block Cover Plate

## PLATES

## LEGS & ADAPTOR



## LEG BRACES

Leg Braces reinforce and stabilize the BuildPro™ table. Ideal as a base for creating shelves. Place a metal plate or wooden board on the brace framework. Create one, or multiple level shelves with additional Leg Brace assemblies.

Part No.	Description	Weight (kg)
TMLB12	Leg Brace Assembly for 1,160 mm x 1,000 mm Table; 4 Corner Rail Clamps, 4 Cross Link Tubings.	6.5
TMLB20	Leg Brace Assembly for 1,960 mm x 1,000 mm Table, 4 pcs. Corner Rail Clamps, 2 pcs. Line Rail Clamps, 6 Cross Link Tubings.	8.5
TMLB25	Leg Brace Assembly for 2,560 x 1,250 mm Table, 4 pcs. Corner Rail Clamps, 2 pcs. Line Rail Clamps, 6 Cross Link Tubings.	11

## LEVELING CASTERS

Your BuildPro™ table can be both mobile and fully stationary. These compact, heavy duty leveling casters are the simple way to move and level your BuildPro™ Welding Table. Turn the thumbwheel to lower the wheels and move the table. ( Sold individually. )

Part No.	Capacity (kg)	Thread	Weight (kg)
TMLC600	500 each	M20	1.35

## INDIVIDUAL TABLE PLATES & FIXTURING PLATES

Part No.	Material / Finish	Description	Plate Thickness (mm)	Weight (kg)
T61006	Standard	100 mm x 160 mm Fixturing Plate, 6 holes	16	1.9
T61009	Standard	150 mm x 160 mm Fixturing Plate, 9 holes	16	2.8
TM62011-01	Standard	1,150 mm x 160 mm Individual Plate	16	22
TM62010-01	Standard	1,000 mm x 160 mm Individual Plate	16	18
TMQ62011-01	Nitrided	1,150 mm x 160 mm Individual Plate	16	22
TMQ62010-01	Nitrided	1,000 mm x 160 mm Individual Plate	16	18
TM82010-01	Aluminum	950 mm x 160 mm Individual Plate	16	5.8
TMPC	Aluminum	* Aluminum Mounting Block Cover Plate	--	0.01

\* Protect table support base from weld spatter after plate removal.



## TABLE LEGS & LEG ADAPTOR

Use the Leg Adaptor + a BuildPro™ Table Leg to support extended table plates at the uniform table height. Screw the table leg into the threaded base of the Leg Adaptor. Attach the Leg Adaptor and Leg assembly to the extended table plate using two flush mount socket head shoulder screws (included with Leg Adaptor).

Part No.	Description	Weight (kg)
TML31	Table Leg for 900mm height - M20 Thread	5.0
TML25	Table Leg for 750mm height - M20 Thread	4.0
TML19	Table Leg for 600mm height - M20 Thread	3.0
TML3130	HD Table Leg for 900mm height - M20 Thread	6.8
TML2530	HD Table Leg for 750mm height - M20 Thread	5.5
TMLAM	Leg Adaptor. ( Legs sold separately. )	1.8

**T-Handle**

UDN6150 | UEN6200



**Ratchet Handle**  
UERN6200**INSERTA CLAMPS**

Place the Inserta Clamps into the 16mm holes on the BuildPro™ Tabletop for fast and easy clamping. The Inserta Clamps automatically lock into the table holes for quick-set hold down clamping.

Place the Inserta Clamps into any of the holes on the sides or tops of the Riser Blocks (pg. 11), or Economy Stops and Clamping Squares (pg. 11), for clamping in the vertical or horizontal position, at any height.

Clip the optional Top V-Pads (see below) onto the top spindle to clamp round or angled stock. Remove the clamp arm by depressing the spring stop, and slide the Sidekick attachment (see below) onto the clamp rail, followed by the clamp arm, for two point horizontal and vertical clamping force.


Part No.	Clamping Capacity (mm)	Throat Depth (mm)	Clamping Pressure (kg)	Rail Size (mm)	Weight (kg)
UDN6150	150	83	135	16 x 8	0.54
UEN6200	200	100	180	20 x 10	0.99
UERN6200	200	100	180	20 x 10	0.99

**SLIDING CHANNEL CLAMPS \***

Precision machined, steel base of the 360° Sliding Channel Clamp slides into the 40 mm spacing between plates which enables the clamp body to slide along the entire surface & swivel 360° for positioning at any point.

Part No.	Clamping Capacity (mm)	Throat Depth (mm)	Clamping Pressure (kg)	Rail Size (mm)	Weight (kg)
T61405	200	120	230	22 x 11	1.58
T61510	300	120	270	25.4 x 11.9	2.16
T61615	500	140	320	32 x 14	3.69

\* Not applicable to BuildPro™ MAX table.

**CLAMP ACCESSORIES****Top V-Pads**


XFA2S | XDA2S

Optional clip-on top V-pad for clamping round parts or 2 parts at once. V-Pad clips onto the swivel pad of Inserta Clamps and Sliding Channel Clamps.

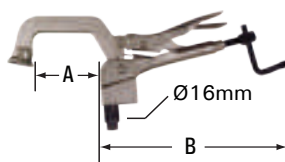


Part No.	Description	Weight (kg)
XDA2	For Inserta Clamps UDN6150	0.09
XFA2	For Inserta Clamps UEN6200 For Sliding Channel Clamps T61405 & T61510	0.18
XMA2	For Sliding Channel Clamp T61615	0.27
XDA2S	For Inserta Clamps UDN6150	0.09
XFA2S	For Inserta Clamps UEN6200 For Sliding Channel Clamps T61405 & T61510	0.15

Slide the Sidekick onto the clamp rail of Inserta Clamps and Sliding Channel Clamps for horizontal clamping force.

Part No.	Description	Stroke (mm)	Weight (kg)
XDSM	For Inserta Clamp Model UDN6150	25	0.28
XFSM	Fits Sliding Channel Clamp T61405	30	0.59
XGSM	Fits Sliding Channel Clamp T61510	30	0.58
XMSM	Fits Sliding Channel Clamp T61615	30	0.54








## TABLE MOUNT C-CLAMPS

Insert the Table Mount C-Clamp into any hole on the tabletop for fast push-down clamping. The Clamp instantly locks into place, ready for use.

Mount on the Right Angle Bracket, Riser Block, or Clamping Squares for push down clamping at an elevated height for taller workpieces. The patented rear crank handle allows clamp pressure adjustment while the clamp is in position. Use the crank handle to pre-set the clamp opening in repetitious clamping applications.

Part No.	Throat Depth A (mm)	Opening (mm)	B (mm)	Weight (kg)
PT09K	75	100	150	0.41
PT11K	85	100	265	0.73
PT14K	155	120	265	0.90



GH-12130



GH-36070



GH-302-F

## TOGGLE CLAMPS

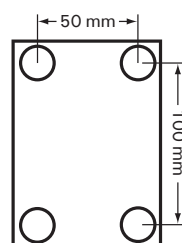
See the Good Hand Toggle Clamp Catalog at [goodhandinc.com](http://goodhandinc.com), for the full selection of Vertical, Horizontal, Push / Pull, and Latch Type Toggle Clamps.

Part No.	Description	Tapped Hole (mm)	Clamping Pressure (kg)	Weight (kg)
GH-12130	Vertical	M6	225	0.35
GH-36070	Push / Pull	M5	45	0.09
GH-302-F	Push / Pull	M5	135	0.30

\* Use with attachment plate, shown below.

### Toggle Clamp Base Plate

Tap your own holes to adapt a wide selection of Toggle Clamps or custom weld Toggle Clamps onto the base plate. Toggle Clamps offer Quick-Acting lock and release action for fast clamping and easier removal of the finished workpiece. Ideal for production work.



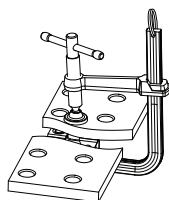
Part No.	Dimension (mm)	Hole (mm)	Weight (kg)
T61110	125 x 75 x 12	4 x Ø16	0.82



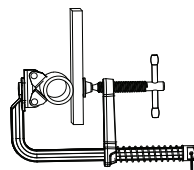
## MAGSPRING CLAMPS

The spring-loaded, one-handed clamp with quick-set, magnetic V-Pad. Quick and easy to use! Squeeze to open, set in position and turn to tighten. 225 KG clamping pressure.

Part No.	Opening (mm)	Throat Depth (mm)	Weight (kg)
UDV45M	75	83	0.45
UDV65M	115	83	0.50



Magnetic V-Pad keeps Clamp in position on steel surfaces.



V-Pad adjusts to hold round, flat, and angled steel surfaces.



## ROUND STOCK PLIERS

These new Pliers feature a rotating V-Pad on the top jaw, and an adjustable swivel head spindle on the bottom jaw for the secure clamping of round pipes, up to 63.5 mm in diameter, against a flat or angled surface.



Part No.	OAL (mm)	Throat Depth (mm)	Opening (mm)	Weight (kg)
PG637V	216	76	63.5	0.45



## STRAIGHT EDGE STOPS



Long slots make these precision machined Straight Edge Stops infinitely adjustable in fixturing applications and squaring up parts.

Use with V-Blocks (see page 12) for the adjustable fixturing of round tubes.

Part No.	Dimension (mm)	Holes	Slot Length (mm)	Holes Diameter (mm)	Weight (kg)
T60505	150 x 25 x 11	1	76	16	0.17
T60510	200 x 25 x 11	1	2 x 50	16	0.23
T60515	250 x 25 x 11	6	75	16	0.30



T60505 T60510 T60515




Adjustable fixturing with V-Blocks




Use the round end of the D-Stop Bar to hold against curved, or odd shaped stock.



The spring loaded pin provides variable pressure for the quick locating, placement, and removal of stock.



Use the side of the D-Stop Bar as a stop.



\* 12.7 mm and 25 mm thicknesses for use as spacers.

## D-STOP BARS


Unique and versatile D-Stop Bars, with spring loaded plungers, are an efficient way to locate and position stock against a stop.

The D-Stop Bars are "distortion tolerant", for welded structures allowing easy part removal. They consist of a rounded end stop, a flat end stop, and long stop edges, and can be locked into position with Ball Lock Bolts, or Socket Head Shoulder Screws (see page 15). Use the round end to locate any round or irregular shaped parts. Full length slots give you numerous mounting positions.


The Anodized Aluminum D-Stop Bars are lightweight and easy to use maneuver. Mount D-Stop Bars using M10 hex head screw. Must be used with Threaded Adaptors, (sold separately) Part Nos. TXT6204 or TXT6304. See page 15.

Ref.	Part No.	Dimension (mm)	Slot Length (mm)	Threaded Holes	Threaded Hole Distance (mm)	Weight (kg)
A	T60615	98 x 25 x 12.7	70	2 x M4	16.5	0.04
B	T60625	98 x 25 x 25	70	2 x M4	16.5	0.07
C	T60635	157 x 32 x 12.7	117	2 x M5	22	0.10
D	T60645	157 x 32 x 25	117	2 x M5	22	0.18

\* Two threaded holes for mounting toggle clamps / accessories.



Insert V-Blocks to support round stock.



\* All plates are 11.5 mm thick.

## RIGHT ANGLE BRACKETS

These precision machined angle squares hold materials at 90°. The holes and slots combination allow for infinite adjustments in fixturing. For heavy duty applications, see the Riser Blocks on Page 11.

Part No.	Dimension (mm)	Holes	Slot Length (mm)	Weight (kg)
T60304	50 x 75 x 25	1	53	0.17
T60305	100 x 75 x 25	3	53	0.19
T60310	100 x 150 x 25	3	125	0.31
T60320	200 x 150 x 25	7	125	0.47
T60330	300 x 150 x 50	11	125	1.83



T60205



T60210





T60215

## ECONOMY STOP & CLAMPING SQUARES

Three sided Stops and Clamping Squares feature fully machined square surfaces for a variety of fit-up applications. Insert Table Mount C-Clamps, or Inserta Clamps into any of the CNC machined 16 mm holes for horizontal or vertical clamping at any height. Use the squares to brace tall workpieces. Insert Magnetic Plugs into any of the holes to hold sheet metal in a vertical position. The lower base features a slotted hole for adjustable mounting. Clamping Squares can be stacked for taller applications. Use with M12 Shoulder Screw Part Nos. T931605 - T931612. See page 15.

Part No.	Dimension (mm)	Weight (kg)
T60205	50 x 138 x 100	1.1
T60210	50 x 138 x 200	1.6
T60215	50 x 138 x 300	2.0




T60231

T60230

## NEW MALLEABLE CAST IRON CLAMPING SQUARES

Versatile four-sided Clamping Squares.

Part No.	Description	Dimension (mm)	Weight (kg)
T60231	Left Angle, 26 Holes, 2 Slots	50 x 140 x 300	2.9
T60230	Right Angle, 26 Holes, 2 Slots	50 x 140 x 300	2.9



T60120



T60125



T60115



T60130

## HEAVY DUTY RISER BLOCKS

### NEW SLOTTED END FOR ADJUSTABLE MOUNTING

These five face precision machined Riser Blocks feature accurate bored holes in a diagonal pattern.

Use Riser Blocks individually, or stacked, to elevate a workpiece or clamp. Cross join the Blocks for use as a beam. Use the Blocks to mount a BuildPro™ plate to the side or end of the table, or to join tables together.

**NEW!** Models T60120, T60125, and T60130 feature two slots at one end for adjustable positioning.

Part No.	Machined Surfaces	Dimension (mm)	Weight (kg)
T60115	4 faces	50 x 50 x 250	1.98
T60120	5 faces	100 x 100 x 100	3.38
T60125	5 faces	100 x 100 x 200	5.67
T60130	5 faces	100 x 100 x 300	7.83







T64200



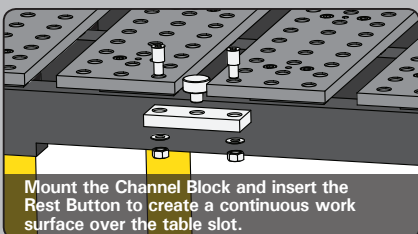
T64205

## STOPS AND RESTS

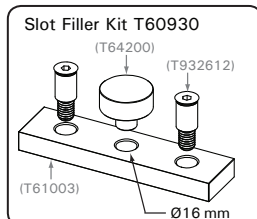
T64200 serves as a part rest to elevate parts above the table top.

T64205 are used as a stop wherever parts need to be positively located for clamping.

Part No.	A (mm)	B (mm)	C (mm)	Weight (kg)
T64200	Ø40	Ø16	16	0.18
T64205	Ø25	Ø16	50	0.22



Mount the Channel Block and insert the Rest Button to create a continuous work surface over the table slot.





## CHANNEL BLOCK KIT \*

Use the Channel Block and Rest Button when a flat, continuous support surface is required directly over the 43 mm table slots. Place the 3-hole Channel Block beneath BuildPro™ plates, aligning with plate holes, and mount with Socket Head Shoulder Screws (See page 15). Place the Rest Button in the center hole of the Channel Block to provide a rigid work surface level with the tabletop. The 16 mm shank on the Rest Button slip fits into the Channel Block holes. To elevate a workpiece above the tabletop surface, place multiple Rest Buttons directly into the 16 mm holes on the BuildPro™ Plate.

Part No.	Description	Weight (kg)
T60930	Slot Filler Kit for TM Table - 1 pc Channel Block (T61003) 160 x 40 x 16 mm - 1 PC Rest Button (T64200) - 2 pcs Flush-mounted Screws (T932612)	1.1

\* Not applicable to BuildPro™ MAX table.



T64210

T64215

**NEW!**



TBXV412



**NEW!**

T64211

## V-BLOCKS


V-Blocks are designed to hold round parts. They fit into the holes of the: BuildPro™ Table, Riser Blocks and Right Angle Brackets. Use the V-Block spacer T64211 to elevate V-Blocks 11.5 mm for height uniformity when fixturing with the Straight Edge Stops.

### NEW Aluminum V-Block (TBXV412)

Use the **NEW V-Block Spacer (T64211)** to elevate V-Blocks 11.5 mm.

Part No.	Angle	Dimension (mm)	Max. Tube Size (mm)	Weight (kg)
T64210	90° V	Ø40 x 31	50	0.15
T64215	120° V	Ø40 x 26	65	0.12
TBXV412	120° V	Ø40 x 22.6	65	0.05
T64211	-	Ø38 x 27.5	65	0.09







## ECCENTRIC PADS

Using the "CAM" design principle, the eccentric pad provides a quick way to position the edge of the workpiece to a locating stop. The 360° rotation allows infinite adjustments.

Ideal for locating odd shape parts where conventional edge stops cannot reach.

\* Eccentric Pads are 12.7 mm thick. Hole Diameter: Ø16 mm

Part No.	Adjust Range (mm)	Offset (mm)	Thread	Weight (kg)
T64410	0 - 43	5	--	0.09
T64415	0 - 82.5	17.5	M8	0.23



## MAGNETIC PLUGS / REST BUTTONS

Set of four 25mm Magnetic Plugs / Rest Buttons can be used on any flat surface, inserted into the holes on the BuildPro™ Table or the holes on BuildPro™ Economy Clamping Squares.

Part No.	A (mm)	B (mm)	C (mm)	D (mm)	Weight (kg)
T65410-K4	Ø16	Ø25	11.4	25	0.12



## SLIDING CHANNEL BASES \*

Mount work-holding devices onto these Sliding Channel Bases. Slide into the 40 mm slots between the plates.

Part No.	Description	Weight (kg)
T61300	Non-rotatable and without holes for user customization.	0.68
T61305	Rotatable with M 12 threaded hole on one side, M 10 on the other side.	0.64

\* Not applicable to BuildPro™ MAX table.

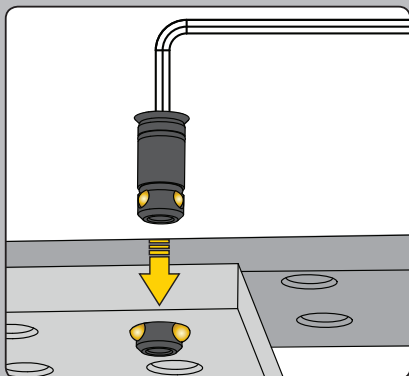



## MAGNETIC REST BUTTONS

Magnets on the bottom of the Magnetic Rest Buttons allow the button to be used at ANY point on the tabletop to elevate workpieces. Stack Magnetic Rest Buttons to elevate workpieces in 11.5 mm, 16 mm, and 25 mm increments.

Part No.	Dimension (mm)	Weight (kg)
T50737	Ø40 x 11.5 H	0.13
T51740	Ø40 x 16 H	0.16
T61745	Ø40 x 25 H	0.27





### Fixed Length

T65010

Hex Wrench Size  
6 mm



### Fixed Length

T65015

Hex Wrench Size  
6 mm



### Flush-Mount

T65020 | T65025



### Adjustable

T65050

Hex Wrench Size  
6 mm

## BALL LOCK BOLTS

An essential component in Modular Fixturing!

Ball Lock Bolts are a time-saving, efficient, and handy method of fastening fixture elements to the BuildPro™ Tabletop, especially in tight spaces, and hard-to-reach areas of the tabletop. The quick-setting Ball Lock Bolts provide accurate locating and clamping at the same time.

Insert the Ball Lock Bolt over the fixturing element to be mounted on the tabletop. Turn the knurled head with your hands, for initial positioning. The Ball Lock Bolt system consists of three locking steel balls in the bolt shank that move outward to lock against the bottom chamfer of the table plate, pulling the fixture components securely downward and tightening them in place.

Once all the Bolts are positioned as required, tighten the socket head screw top of the bolts with a hex wrench. Ball Lock Bolts also release quickly, from the Bolt top, with a turn of your hex wrench. The automatic, and quick-locking feature of the Ball Lock Bolts translates into savings in time and effort.

Part No.	Bulk Qty. (10)	Type	Description	Weight (kg)
T65010	T65011	Fixed	For connecting 2 accessories together, 24 mm capacity.	0.07
T65015	T65016	Fixed	For connecting an accessory to the tabletop, 28 mm capacity.	0.08
T65020	T65021	Flush	For connecting 2 accessories together, 24 mm capacity.	0.05
T65025	T65026	Flush	For connecting an accessory to the tabletop, 28 mm capacity.	0.05
T65050	T65051	Adjustable	22 - 32 mm capacity.	0.10
TMS5101	--	--	4 Steel Balls and 6 O-Rings	0.01

## CONNECTORS

Use the connector to attach Strong Hand Tools® Pliers and Clamps to the table & other BuildPro™ accessories so clamps will stay in place.



Part No.	Thread	D (mm)	Weight (kg)
T54605	M8	Ø 16	0.03
T54606	M10	Ø 16	0.03

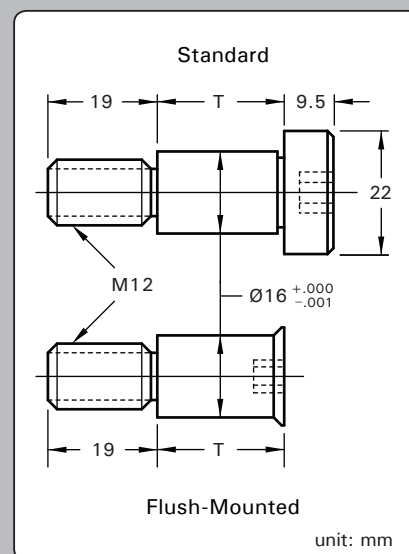


## SOCKET SHOULDER SCREWS SET


These precision shoulder screws fit into the table holes and can hold and position BuildPro™ accessories and other components.

Provided with a nut and washer. Choose from standard and flush-mounted versions.

Part No.	Type	T (mm)	Thread	Weight (kg)
T931605	Standard	12	M12	0.05
T931607	Standard	20	M12	0.07
T931608	Standard	22	M12	0.07
T931610	Standard	25	M12	0.08
T931612	Standard	32	M12	0.10
T932607	Flush	20	M12	0.04
T932608	Flush	22	M12	0.05
T932610	Flush	25	M12	0.05
T932612	Flush	32	M12	0.08



2 Threaded Holes

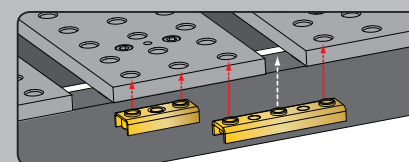
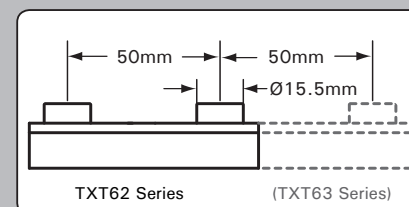


3 Threaded Holes

## THREADED ADAPTORS - UNIQUE

Convert any hole in the table into a threaded hole. Push the Adaptor in from beneath. Magnets hold threaded adaptor in place.

Part No.	Hole Adaptors	Threaded Holes	Magnets	Weight (kg)
TXT6203	2	M8	1	0.13
TXT6204	2	M10	1	0.13
TXT6205	2	M12	1	0.13
TXT6303	3	M8	2	0.26
TXT6304	3	M10	2	0.26
TXT6305	3	M12	2	0.26



## 128 - PIECE SQUARE TUBE KIT

Part No. TMK635 | Weight: 64 KG



## 128 - PIECE KIT

Qty.	Description
2	Channel Blocks ( T61003 )
24	Ball Lock Bolts ( 20 x T65015, 4 x T65025 )
2	Eccentric Pads ( T64415 )
20	Economy Stops ( 12 x T60210, 8 x T60215 )
2	Rest Buttons ( T64200 )
4	Corner Magnets ( MST327 )
12	Pliers 11" W / Swivel Pads ( PR115S )
4	Threaded Adaptors ( TXT6205 )
10	Inserta Clamps ( 6 x UDN6150, 4 x UEN6200 )
4	Table Mount C-Clamps ( PT11K )
12	Right Angle Brackets ( 10 x T60304, 2 x T60305 )
32	Socket Shoulder Screws ( 24 x T931605, 8 x T931608 )

Basic Framing Kit

## 166 - PIECE ROUND TUBE KIT

Part No. TMK637 | Weight: 57.5 KG



## 166 - PIECE KIT

Qty.	Description
2	Channel Blocks ( T61003 )
12	Straight Edge Stops ( 8 x T60505, 4 x T60510 )
16	Round Stock Pliers ( PG637V )
16	Economy Stops ( 8 x T60210, T60215 )
8	Inserta Clamps ( UDN6150 )
8	Top V-Pads ( XDA2 )
24	V-Blocks ( T64215 )
8	V-Block Spacers ( T64211 )
20	Ball Lock Bolts, Fixed ( T65015 )
16	Right Angle Brackets ( 12 x T60310, 4 x T60320 )
36	Socket Shoulder Screws ( 16 x T931605, 20 x T931608 )



## 10 - PIECE KIT

Qty.	Description
2	Riser Blocks ( T60115 )
8	Socket Shoulder Screws ( T932610 )

Table Joining Kit

## 38 - PIECE KIT



Qty.	Description
12	Ball Lock Bolts ( 4 x T65010, 8 x T65015 )
4	Magnetic Rest Buttons ( T50737 )
4	Inserta Clamps ( UDN6150 )
4	Stops ( T64205 )
2	Right Angle Brackets ( T60305 )
2	Threaded Adaptors ( TXT6204, TXT6205 )
10	Straight Edge Stops ( 6 x T60505, 4 x T60510 )

## 80 - PIECE KIT

Qty.	Description
20	Ball Lock Bolts, Fixed ( 10 x T65010, T65015 )
4	Ball Lock Bolts, Adjustable ( T65050 )
4	V-Blocks ( 2 x T64210, T64215 )
4	Stops ( T64205 )
8	Inserta Clamps ( 4 x UDN6150, 2 x UEN6200, UERN6200 )
12	Straight Edge Stops ( 4 x T60505, T60510, T60515 )
4	Threaded Adaptors ( 2 x TXT6204, TXT6205 )
4	Top V-Pads ( 2 x XDA2, XFA2 )
4	Eccentric Pads ( 2 x T64410, T64415 )
12	Right Angle Brackets ( 4 x T60304, T60305, T60310 )
4	Magnetic Rest Button ( T50737 )










## 10 - PIECE KIT

Part No. TMK605 | Weight: 4 KG

<b>Riser Blocks</b>  2 T60115	<b>Socket Shoulder Screws</b>  8 T932610
--	---




















## 38 - PIECE KIT

Part No. TMK610 | Weight: 8 KG

<b>Ball Lock Bolts</b>  4 T65010  8 T65015	<b>Inserta Clamps</b>  4 UDN6150	<b>Right Angle Brackets</b>  2 T60305	<b>Straight Edge Stops</b>  6 T60505  4 T60510
<b>Magnetic Rest Buttons</b>  4 T50737	<b>Stops</b>  4 T64205	<b>Threaded Adaptors</b>  1 TXT6204 1 TXT6205	

## 80 - PIECE KIT

Part No. TMK620 | Weight: 19 KG

<b>Ball Lock Bolts</b>  10 T65010  10 T65015  4 T65050	<b>Inserta Clamps</b>  4 UDN6150  2 UEN6200	<b>Threaded Adaptors</b>  2 TXT6204 2 TXT6205 <b>Top V-Pads</b>  2 XDA2 2 XFA2 <b>Eccentric Pads</b>  2 T64410  2 T64415	<b>Right Angle Brackets</b>  4 T60304  4 T60305  4 T60310 <b>Magnetic Rest Buttons</b>  4 T50737
<b>V-Blocks</b>  2 T64210  2 T64215	<b>Stops</b>  4 T64205	<b>Straight Edge Stops</b>  4 T60505  4 T60510  4 T60515	














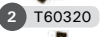


















## 120 - PIECE KIT

Part No. TMK630 | Weight: 35.5 KG

<b>Ball Lock Bolts</b>  10 T65010  20 T65015  10 T65050	<b>V-Blocks</b>  4 T64210  4 T64215	<b>Right Angle Brackets</b>  4 T60304  4 T60305  4 T60310  2 T60320  2 T60330	<b>Table Mount C-Clamps</b>  2 PT09K 2 PT11K <b>MagSpring Clamps</b>  2 UDV45M <b>Threaded Adaptors</b>  2 TXT6204 2 TXT6205 <b>Top V-Pads</b>  2 XDA2 2 XFA2 <b>Magnetic V-Pads</b>  2 XDV4 2 XFV4
<b>Mag. Rest Buttons</b>  4 T50737 <b>Stops</b>  4 T64205	<b>Inserta Clamps</b>  4 UDN6150 4 UEN6200  2 UERN6200	<b>Economy Stops</b>  2 T60205  2 T60210	
<b>Straight Edge Stops</b>  4 T60505  4 T60510  4 T60515		<b>Eccentric Pads</b>  2 T64410  2 T64415	

## 146 - PIECE KIT

Part No. TMK640 | Weight: 66 KG

<b>Ball Lock Bolts</b>  10 T65010  20 T65015  10 T65050	<b>Straight Edge Stops</b>  4 T60505  4 T60510  4 T60515	<b>V-Blocks</b>  4 T64210  4 T64215 <b>Top V-Pads</b>  4 XDA2 4 XFA2 <b>Magnetic V-Pads</b>  2 XDV4 2 XFV4	<b>Right Angle Brackets</b>  4 T60304  4 T60305  4 T60310  2 T60320  2 T60330
<b>Eccentric Pads</b>  2 T64410  2 T64415	<b>Table Mount C-Clamps</b>  2 PT14K <b>MagSpring Clamps</b>  2 UDV45M	<b>Inserta Clamps</b>  8 UDN6150 8 UEN6200  2 UERN6200	<b>Economy Stops</b>  2 T60205  2 T60210  2 T60215
<b>Mag. Rest Buttons</b>  4 T50737 <b>Connectors</b>  2 T54605 <b>Riser Blocks</b>  2 T60120  2 T60125	<b>Round Stock Pliers</b>  2 PG637V <b>Threaded Adaptors</b>  4 TXT6204 4 TXT6205 <b>Magnetic Rests</b>  2 T65410	<b>Stops</b>  4 T64205	

## 120 - PIECE KIT

Qty.	Description
30	Ball Lock Bolts, Fixed ( 10 x T65010, 20 x T65015 )
10	Ball Lock Bolts, Adjustable ( T65050 )
4	Magnetic Rest Buttons ( 4 x T50737 )
4	Stops ( 4 x T64205 )
12	Straight Edge Stops ( 4 x T60505, T60510, T60515 )
8	V-Blocks ( 4 x T64210, T64215 )
10	Inserta Clamps ( 4 x UDN6150, UEN6200, 2 x UERN6200 )
4	Economy Stops ( 2 x T60205, T60210 )
16	Right Angle Brackets ( 4 x T60304, T60305, T60310, 2 x T60320, T60330 )
4	Eccentric Pads ( 2 x T64410, T64415 )
4	Table Mount C-Clamps ( 2 x PT09K, PT11K )
2	MagSpring Clamps ( 2 x UDV45M )
4	Threaded Adaptors ( 2 x TXT6204, TXT6205 )
4	Top V-Pads ( 2 x XDA2, XFA2 )
4	Magnetic V-Pads ( 2 x XDV4, XFV4 )

Most Popular Kit!

## 146 - PIECE KIT


































Qty.	Description
30	Ball Lock Bolts, Fixed ( 10 x T65010, 20 x T65015 )
10	Ball Lock Bolts, Adjustable ( T65050 )
4	Eccentric Pads ( 2 x T64410, T64415 )
4	Magnetic Rest Button ( T50737 )
2	Connectors ( T54605 )
4	Riser Blocks ( 2 x T60120, T60125 )
12	Straight Edge Stops ( 4 x T60505, T60510, T60515 )
2	Table Mount C-Clamps ( PT14K )
2	MagSpring Clamps ( UDV45M )
2	Round Stock Pliers ( PG637V )
8	Threaded Adaptors ( 4 x TXT6204, TXT6205 )
2	Magnetic Rests ( T65410 )
8	V-Blocks ( 4 x T64210, T64215 )
8	Top V-Pads ( 4 x XDA2, XFA2 )
4	Magnetic V-Pads ( 2 x XDV4, XFV4 )
18	Inserta Clamps ( 8 x UDN6150, UEN6200, 2 x UERN6200 )
4	Stops ( T64205 )
16	Right Angle Brackets ( 4 x T60304, T60305, T60310, 2 x T60320, T60330 )
6	Economy Stops ( 2 x T60205, T60210, T60215 )

## 172 - PIECE KIT

Qty.	Description
40	Ball Lock Bolts, Fixed ( 20 x T65010, T65015 )
10	Ball Lock Bolts, Adjustable ( T65050 )
8	Threaded Adaptors ( 4 x TXT6204, TXT6205 )
4	Stops ( T64205 )
8	V-Blocks ( 4 x T64210, T64215 )
4	Magnetic V-Pads ( 2 x XDV4, XFV4 )
6	Riser Blocks ( 2 x T60120, T60125, T60130 )
12	Straight Edge Stops ( 4 x T60505, T60510, T60515 )
4	MagSpring Clamps ( 2 x UDV45M, UDV65M )
4	Eccentric Pads ( 2 x T64410, T64415 )
2	Connectors ( T54605 )
4	Magnetic Rests ( T65410 )
4	Magnetic Rest Buttons ( T50737 )
20	Inserta Clamps ( 8 x UDN6150, UEN6200, 4 x UERN6200 )
8	Economy Stops ( 2 x T60205, T60210, 4 x T60215 )
16	Right Angle Brackets ( 4 x T60304, T60305, T60310, 2 x T60320, T60330 )
8	Table Mount C-Clamps ( 4 x PT11K, PT14K )
2	Round Stock Pliers ( PG637V )
8	Top V-Pads ( 4 x XDA2, XFA2 )

## 172 - PIECE KIT

Part No. TMK650 | Weight: 93 KG

<b>Ball Lock Bolts</b>  20 T65010  20 T65015  10 T65050	<b>Straight Edge Stops</b>  4 T60505  4 T60510  4 T60515	<b>Mag. Rest Buttons</b>  4 T50737	<b>Right Angle Brackets</b>  4 T60304  4 T60305  4 T60310  2 T60320  2 T60330
<b>Threaded Adaptors</b>  4 TXT6204 4 TXT6205	<b>MagSpring Clamps</b>  2 UDV45M 2 UDV65M	<b>Inserta Clamps</b>  8 UDN6150 8 UEN6200  4 UERN6200	<b>Economy Stops</b>  2 T60205  2 T60210  4 T60215
<b>Stops</b>  4 T64205	<b>Eccentric Pads</b>  2 T64410  2 T64415	<b>Table Mount C-Clamps</b>  4 PT11K 4 PT14K	<b>Round Stock Pliers</b>  2 PG637V
<b>V-Blocks</b>  4 T64210  4 T64215	<b>Connectors</b>  2 T54605	<b>Magnetic Rests</b>  4 T65410	<b>Top V-Pads</b>  4 XDA2 4 XFA2
<b>Magnetic V-Pads</b>  2 XDV4 2 XFV4	<b>Riser Blocks</b>  2 T60120  2 T60125  2 T60130		

### Adjust-O Magnets

Magnet Squares w/ Switch  
MSA Series



Hold at 45° and 90°


Dual Switch 90° Magnet Squares  
MS2 Series



Two independent ON/OFF switches  
with 36 - 68 kg. of pull force.

### Adjustable Angle Magnets


MAV 120



Adjustable angle from 30° - 275°.


### Mini - Magnets

MS Series




Adjustable angle from 30°, 45°,  
60°, and 90°

## EQUIPMENT RACK



## AUTOMOTIVE ASSEMBLY

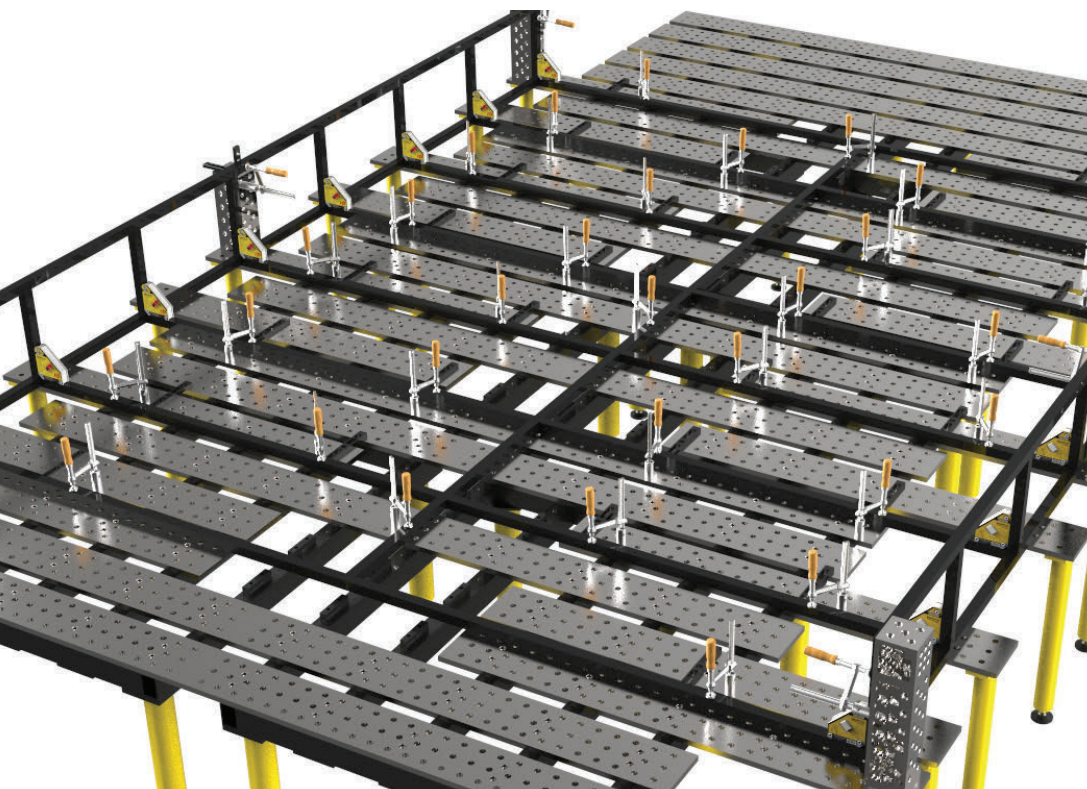





## STAIR RAIL



## OVERSIZED SQUARE TUBE FRAME ON FOUR JOINED TABLES




### 3 - Axis Fixture Vise WAC XXSW Series



Hold a 3-Axis workpiece in position.

### 2 - Axis Fixture Vise WAC Series



The 2-Axis angle clamp.

### 4-IN-1 Clamps U Series



4 functions in 1 clamp! Use as a:  
1. Standard Clamp 2. Pipe Clamp  
3. Step-Over Clamp 4. Spreader

### Torpedo Mag-Level ML Series



Attached to vertical / horizontal workpiece on levelled welding table to ensure easy x and z axis squaring.




**JointMaster™  
Angle Joining Tools**

PL Series



The PL series is an affordable and precise single-hand corner joining tool. Ideal for quick hold and release.

PT Series



The PT series features a retractable plate for edge alignment and V-grooves for holding round pieces.

PA Series





The PA series is adjustable from 30° - 275°. Simply adjust to the desired angle and lock into position.

**Improved Locking  
C-Clamps**

PR Series




Forged heat treated steel. Updated features help you work efficiently.


**CART BASE****TABLE BASE**



## MATERIAL HANDLER




## AGRICULTURAL EQUIPMENT



### Pipe Pliers

PGV Series



Hold round / angle iron parts securely.

### Multi-Purpose Pliers

PG Series



Use the Multi-Purpose pliers with the Connector to hold pliers in place.

PG Series



Long Reach Pliers have a throat depth of 350 - 510 mm.

PG Series



One swivel pad spindle, one fixed head spindle.



**PowerBase™  
Grounding Magnet  
GM Series**



Sets up quickly for instant grounding!

**MagBrace  
MX Series**



Hold Cross elements to vertical posts

**MagTab  
MFT Series**




The better, faster, way to hold tabs or any small metal pieces parallel, or perpendicular to your round, flat or angled metal surfaces.

**MagTab Square  
MTH Series**




Position metal plates on square tubes.

**COOLANT TANK**




**BICYCLE FRAME**






## GO-KART FRAME



### Corner Magnet MST Series



Create 90° corners by holding from the outside.

### Adjustable Magnetic V-Pad Kit GM Series



The perfect tool for quick, tight spot, light duty holding.



## STRONG HAND TOOLS®


Welding Clamps · Magnets · Pliers · Vises · Economy Welding Tables



Please send email to [sales@stronghandtools.com](mailto:sales@stronghandtools.com) for the complete catalog.

Multi-function, time saving Strong Hand Tools® Clamps, Magnets, and Pliers are Quick Acting, so you save time and money by completing work setups faster.


**Vertical Handle  
Hold Down Action**




**Horizontal Handle  
Hold Down Action**




**Push/Pull  
Straight Line Action**



**Latch Type  
Pull Action**



**Side Mount**




**Toggle Pliers  
Squeeze Action**



**F-Type  
Pull Down Action**



**Pneumatic Power**



**Yoke Assemblies**




**Heavy Duty Weldable  
Hold Down Action**



Contact us for complete catalog.

**Bedding Supports**



**Cam Action Clamps**



**Forged Adjusta-Clamps**



**Adjustable Handles**



**Center Cam Clamps**




**Rotary T-Slot Nuts**



**Handwheels**



**Spring Stops**



**Handknobs**



**Cap Screw Hook Clamps**



**Speed Ball Handles**



**Lifting Eyebolts**



**Leveling Pads**



**Crank Handles**



**Heavy Duty Fixed Glides**



**Pins & Liners**



**T-Slot Bolts**



**Rotary T-Slot Bolts**



**Plain Eyebolts**



**T-Strap Bolts**



Contact us for complete catalog.

**NOMAD™** Economy Welding Table**TS Series**

Fully Adjustable. Easily Movable.

**FixturePoint** Welding Table & Tool Kits**TB Series**

Economy, Compact Modular Fixturing System For Light Duty Fabrication.

**FrameBuilder** Welding Tables & Tool Kits**TC Series**


Modular Fixturing System for 2D Frame Fixturing.




Made in Germany 

Distributed by Strong Hand Tools®

High Precision Welding Tables and Clamping Systems.







Authorized Distributor

**Customer Service**

Tel: 562.949.8625

Fax: 562.949.4875

[sales@stronghandtools.com](mailto:sales@stronghandtools.com)

**Address**

7141 Paramount Blvd.,  
Pico Rivera, CA 90660  
U.S.A.

© 08/2014