





WELDING AND CUTTING CARRIAGE - KAT® FOR RIGID TRACK



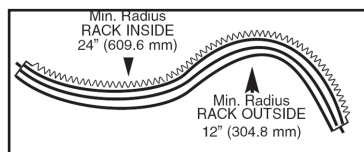
- Rigid KAT® Automation Carriage Accessories**
- 1 - Rack Arm
 - 2 - Rack Box
 - 3 - Clamps
 - 4 - Semi-Automatic Gun Holder
 - 5 - Bronze Cutting Torch Holder
 - 6 - 4 Motion Semi-Automatic Gun Holder
 - 7 - Remote Control
 - 8 - Idler Carriages
 - 9 - Cable Support Clamps
 - 10 - Riser Bracket




The Gullco Rigid KAT® is used throughout the world to automate a wide variety of welding and cutting operations. It is a durable, reliable precision travel carriage designed for use on rigid track which enables it to operate along any plane. The rigid track can be used in straight sections or can be formed for use on curved surfaces. Gullco manufactures several systems and accessories designed for use with the Rigid KAT® making it one of the most versatile pieces of welding and cutting automation equipment available in the industry.

RIGID KAT® TRACK SYSTEMS


Gullco Rigid Track is made from precision extruded aluminum and a securely affixed steel rack. The interchangeable end design enables fast accurate joining of the track sections. Standard Track, used in most portable applications, is available in 48, 96 and 120 inch (1219, 2438 and 3048 mm) lengths and can be formed to suit the work contour. Deep Section Track is used in permanent, straight run applications. It is available in 60" and 120" (1524 and 3048mm) lengths. The track is securely mounted on ferrous materials using round or square magnet assemblies. Vacuum mount assemblies can be used on non-ferrous or ferrous materials.



TRACK MOUNTING DEVICES



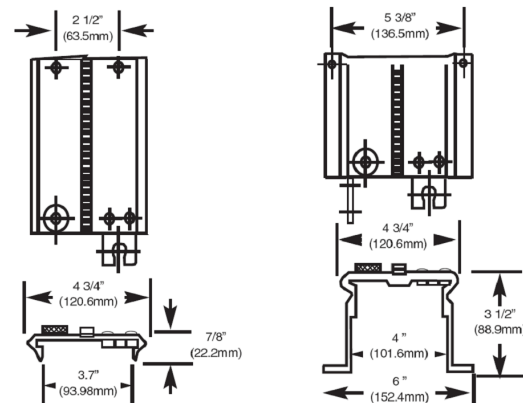
Rare Earth On/Off Track Magnet



Vacuum Track Mounting Device




Formed Ring Quick Installation Device




WEIGHT: 2 lbs/ft (3.0 kg/m)

WEIGHT: 3 lbs/ft (4.5 kg/m)



MULTI-PASS WELDS



CLADDING OVERLAY



ALL POSITION

Reliable automation that improves quality and reduces costs in welding and cutting operations

ALL POSITION - PRECISE CONTROL - VARIABLE

KAT, KBM, MOGGY, KATBAK & SAM are registered trademarks of Gullco Enterprises Limited

Distributed by:

SPECIFICATIONS ARE SUBJECT TO CHANGE WITHOUT NOTICE. ALL DIMENSIONS ARE NOMINAL

GULLCO

CANADA - GULLCO INTERNATIONAL LIMITED
 Phone: 1-905-953-4140 Fax: 1-905-953-4138 e-mail: sales@gullco.com

U.S.A - GULLCO INTERNATIONAL INC.
 Phone: 1-440-439-8333 Fax: 1-234 808-4146 e-mail: ussales@gullco.com

EUROPE - GULLCO INTERNATIONAL (U.K.) LIMITED
 Phone: +44 1257-253579 Fax: +44 1257-254629 e-mail: uksales@gullco.com

AUSTRALIA - GULLCO INTERNATIONAL PTY LIMITED
 Phone: 61 (0)7 3348 5515 Fax: 61 (0)7 3348 5510 e-mail: ausales@gullco.com


INDIA - GULLCO INTERNATIONAL INDIA PVT LIMITED
 Phone: +91-20-2551-1433 Fax: +91-20-2551-1433 e-mail: indsales@gullco.com

CHINA - GULLCO INTERNATIONAL SHANGHAI LIMITED
 Phone: +8621-50460341 Fax: +8621-50463554 e-mail: c.zhang@gullco.com

SINGAPORE - GULLCO INTERNATIONAL LIMITED
 Phone: +65-9385-4468 e-mail: benny.lim@gullco.com

LATIN AMERICA - GULLCO INTERNATIONAL LIMITED
 Phone: 55-11-99485-1336 e-mail: rogerio.macedo@gullco.com

GERMANY - ms gmbh Melchior Schweißtechnik
 Phone: +49(0)173 5437722 Fax: +49(0)208 999 38-38 e-mail: christian.mertens@ms-gmbh.com



The Gullco Rigid KAT® carriage is used throughout the world to automate and improve the quality and efficiency of single or multiple "head" welding and cutting operations. Welding guns or cutting torches mounted on the KAT® carriage move along Gullco standard or deep section track at precisely controlled speeds along the desired path in forward or reverse direction. Gullco's Rigid KAT® carriage enables welding guns or cutting torches to operate with precise motion from start to finish regardless of the number of passes or the work pieces involved, improving the quality, efficiency and repeatability of the process. Poor or awkward accessibility, operator fatigue, or inconsistent workmanship are eliminated. This unit is designed for operation on flat or curved surfaces as the track can be used in straight sections or roll formed to follow the contour of the work piece. The self-aligning wheel system of the carriage grips the top and bottom of the track, enabling it to travel along any plane. The adjustable wheel assembly keeps the carriage snug to the track, while allowing it to be easily mounted and removed from the track at any point. The positive drive of the KAT® is obtained from a uniquely designed rack and pinion system, driven by a low voltage permanent magnet motor and gearhead power unit assembly.



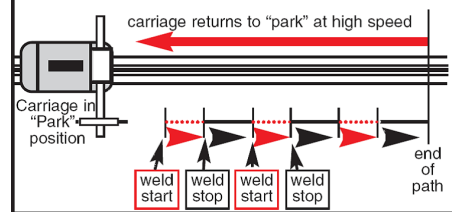
AUTO-WELD CARRIAGE SYSTEM

The KAT® Auto-Weld Carriage option enables a wide variety of automated welding and cutting overlay cycles that can be repeatedly performed. The GSP control in this unit controls travel direction/speed and length of travel path and synchronizes them with precise weld start and weld stop settings. This travel carriage is pre-drilled for mounting



Auto-Weld accessories (sold separately). It is ideal for stitch welding and seam welding applications where repeatability is desired. The reliability and precision of this automated welding and cutting system reduces cost, adds efficiency and improves quality.

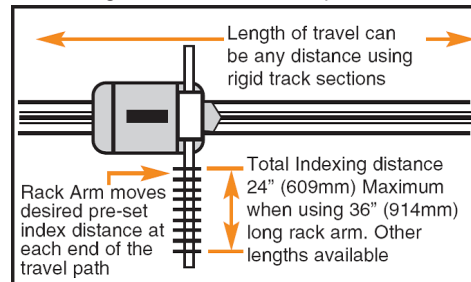
Typical Use - Stitch Welding



A

CLADDING / OVERLAY SYSTEM

The Indexing option Rigid KAT® uses a GSP control that combines control of the carriage movement and start/stop parameters with precise indexing of the torch at the end of the path. This fully automates and increases the efficiency of overlay welding operations, flame spray work, hard facing etc. At the end of the path the travel carriage

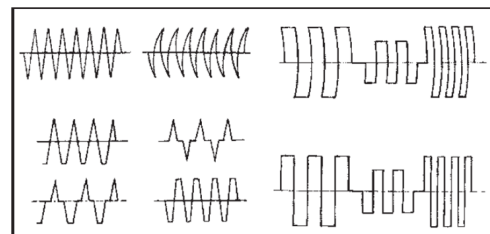


automatically stops and reverses direction while at the same time indexing the gun/torch. It can be programmed to weld or not weld during indexing. Carriage is pre-drilled or quick mounting of the indexing unit (sold separately).

I

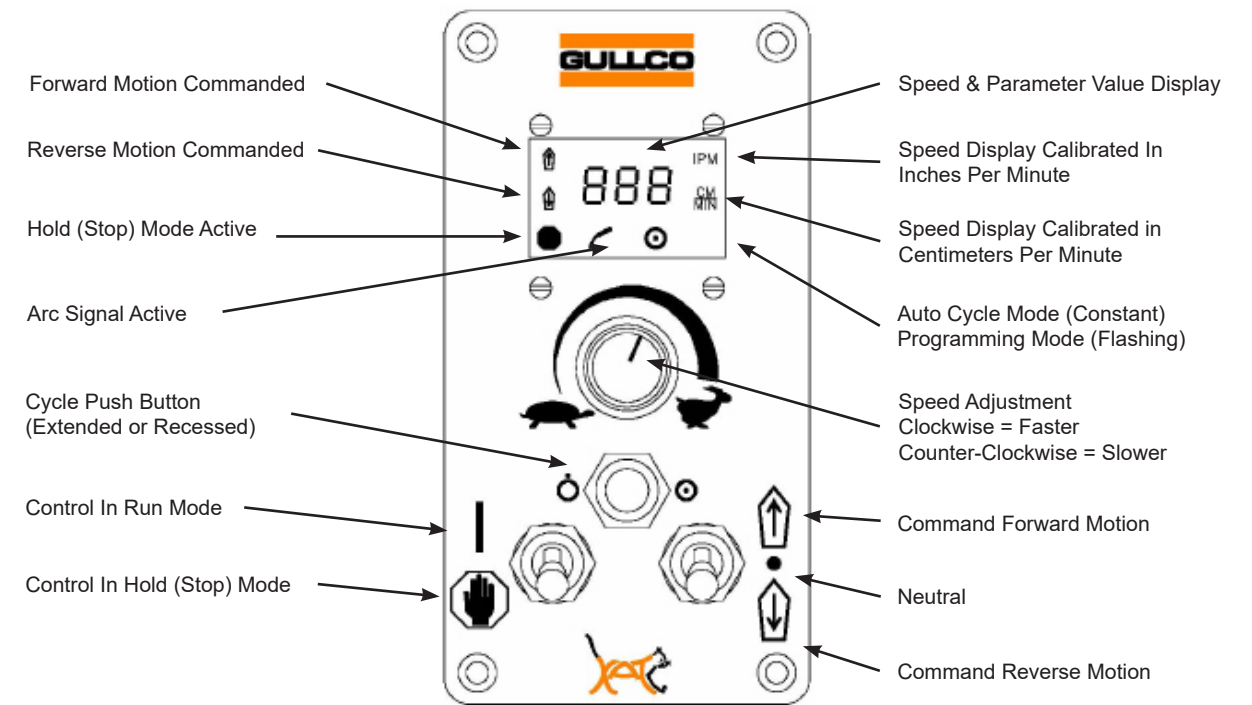
OSCILLATION WELDING SYSTEM

The oscillator is available with a linear, pendulum, tangential or step (square pattern) motion to the welding gun with adjustable motorized stroke width, infinitely variable stroke speed adjustment, three independent position dwell times, motorized centre line positioning and automatic wire feed start and travel start/stop interface.



O

The Gullco Standard Platform range of controls have switching for forward / neutral / reverse, run / stop, Manual / Auto & program variable increment/decrement (where applicable) and a rotary encoder for speed control. This micro-processor based, 24 volt DC motor control can be supplied to provide a variety of "optional" functions such as indexing, weld oscillation and auto-weld. The selected "option" function and carriage travel speed/ direction are directed by a single GSP control. This ensures high levels of accuracy, quality and reliability.




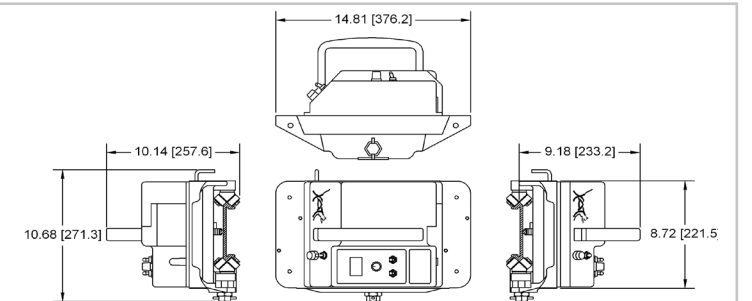
Select a speed, voltage and option to configure a KAT® specifically suited to your needs

GK-200- [] [] [] - []

SPEED RANGES		VOLTAGES	
MODEL	SPEED RANGE	MODEL	INPUT SUPPLY
RL	0.5 to 16.4 IPM (1.2 to 41.6 cm/min)	A	42 VAC
RM	1 to 32.7 IPM (2.5 to 83.1 cm/min)	B	115 VAC
RH	2.7 to 88.4 IPM (6.7 to 224 cm/min)	C	230 VAC

SPECIFICATIONS

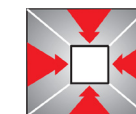
Weight: 29 lbs (13 kg)
 Vertical Load Capacity: 100 lbs (45 kgs)
 Drive Motor: 24 VDC permanent magnet gear motor
 Supply Voltage: 42, 115, 230 VAC, single phase
 Complies With: CSA & CE Certification



Unique Drive System and Wheel Assemblies Enable Travel in All Positions Including Overhead



Positive drive rack and pinion system



Self-aligning wheel assemblies run on both top and bottom of track... enabling operation on any plane.

