

# ZOPF

guide rollers for angle-iron



set of roller for angle-iron



additional roller for standard set for bending square and rectangular tube



steel rollers



polyamid rollers



spiral bending device



## ZB 100 H


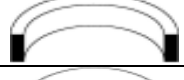











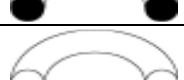








### TECHNICAL SPECIFICATIONS

- two driven rollers, knurled surface
- hydraulic adjusting of the center roller
- working position horizontal and vertical (optional)
- digital display: indicator for center roller position
- complete with standard roller set and foot pedal

### TECHNICAL DATA

shaft diameter	mm	60
roll diameter	mm	215
shaft rpm	U/min	6
voltage	V/Hz	400/50
driving motor	kW	1,5
motor – hydraulicpump	kW	0,75
adjusting way	mm	95
weight	kg	720
measurement l x b x h	mm	1125 x 870 x 1620

## Bending capacities for ZB 100 H

No.	SECTION	SIZE	Min Ø INT	ROLLER
1		40 x 10 80 x 15	300 600	SPECIAL STANDARD
2		50 x 10 120 x 25	300 400	STANDARD
3		20 50	250 600	SPECIAL STANDARD
4		20 50	250 600	SPECIAL
5		40 x 40 x 5 70 x 70 x 7	400 800	SPECIAL
6		40 x 40 x 5 70 x 70 x 7	600 1000	SPECIAL
7		40 x 40 x 5 80 x 80 x 9	350 800	STANDARD or SPECIAL
8		40 x 40 x 5 80 x 80 x 9	350 1000	STANDARD or SPECIAL
9		80 x 80 x 9	1200	SPECIAL
10		I 120 I PE 120	1000	SPECIAL
11		I 100 I PE 100	2200	STANDARD
12		60 x 30 x 6 120 x 55 x 7	350 600	STANDARD or SPECIAL
13		60 x 30 x 6 120 x 55 x 7	500 1000	STANDARD oder SPECIAL
14		50 x 25 x 5 80 x 45 x 6	1000 1400	STANDARD oder SPECIAL
15		20 50	300 600	SPECIAL
16		60 x 1,5 100 x 2	1000 1800	SPECIAL
17		1" Gas 3" Gas (88,9 mm)	400 1500	SPECIAL
18		40 x 40 x 2,9 70 x 70 x 3,2	1000 1400	STANDARD or SPECIAL
19		40 x 20 x 2,9 80 x 40 x 3,2	1000 1400	STANDARD or SPECIAL
20		40 x 15 x 2,9 120 x 40 x 3,2	500 1600	SPECIAL
21		38 50	600 800	SPECIAL
22		70 x 30 x 2	1500	SPECIAL

All specifications are subject to change without notice.



**Zopf Biegemaschinen GmbH**  
 Hauptstr. 2, D-89356 Haldenwang  
 Tel. ++49/(0)8222/1085 – 1087, Fax ++49/(0)8222/6204  
 E-mail: [zopf-wab@t-online.de](mailto:zopf-wab@t-online.de) ; Internet [www.zopfbiegemaschinen.de](http://www.zopfbiegemaschinen.de)

