







**GEKA**   
The steel working company



# PRODUCT INDEX

# IRONWORKERS

## ONE-CYLINDER IRONWORKERS



### MICROCROP | MINICROP | MULTICROP

Monoblock Frame


Electrically driven hydraulic unit with submerged pump

Double acting cylinder

Electrical box with safety and integrated controls

Monoblock blade holder with antifriction bushings

## BENDICROP SERIES: UNIVERSAL PUNCHING AND SHEARING MACHINES WITH PERMANENT BENDING STATION



### BENDICROP

Permanent bending station is compliance with CE standards

Anti-torsion system for flat bar shearing without deformation

Angle shearing without loss of material. Wide range of openings for  $\odot$ ,  $\square$  and  $L$   $\odot$ ,  $\square$  and  $\square$  rim cutting station: Stations equipped with an assembly that acts as a hydraulic stop

Goose neck die-holder for punching of  $U$  and  $I$  sections on legs and webs

Quick tool change

## HYDRACROP SERIES: TWO-CYLINDER IRONWORKERS



### HYDRACROP

Monoblock Frame

Blade holder designed to obtain maximum efficiency in cutting

Hydraulic unit assembly

Electric panel with overload protection elements and integrated controls

Notching table with scaled end stops

Punching table with scaled end stops

## PUNCHING MACHINES



### PUMA

Technically dimensioned bed

Cylinder with additional guide

Strong and accurate shaft system to avoid distortions

Gradual centering of punch

Quick punch change

Safety protection

Ample space for mounting special equipment

Optimum operation speed

	MICROCROP	MINICROP	MULTICROP
Shears of flat bar (mm)	350x6 200x13	300x10 200x13	300x10 200x13
L at 90° (mm)	80x80x8	80x80x8	80x80x8
L at 45° (mm)	50x50x5	-	60x60x6
Round bar Ø (mm)	-	30	25
Punching (mm)	Ø 27x13	Ø 27x13	Ø 27x13

	BENDICROP 50	BENDICROP 60S	BENDICROP 60SD	BENDICROP 85S	BENDICROP 85SD
Shears of flat bar (mm)	350x10 (2°) 350x15 (5°)	350x10 (2°) 350x15 (5°)	350x10 (2°) 350x15 (5°)	450x15 (2°) 450x18 (5°)	450x15 (2°) 450x18 (5°)
L at 90° (mm)	80x80x8	120x120x10	120x120x10	120x120x10	120x120x10
Bars / □ (mm)	35/30	45/40	45/40	45/40	45/40
Punching (mm)	Ø 31x12	Ø 40x11	Ø 40x11	Ø 40x15	Ø 40x15
Bending (mm)	100x10	150x10	150x10	200x12	200x12

	HYDRACROP 55	HYDRACROP 80	HYDRACROP 110	HYDRACROP 165	HYDRACROP 220
Shears of flat bar (mm)	300x15 200x20	450x15 300x20	600x15 400x20	750x20 400x30	750x20 400x30
L at 90° (mm)	120x120x10	130x130x13	152x152x13	205x205x18	205x205x18
L at 45° (2legs) (mm)	70x70x7	70x70x7	70x70x7	70x70x7	70x70x7
Bars / □ (mm)	40	45	50	60	60
Punching (mm)	Ø 40x10 Ø 100x4*	Ø 40x14 Ø 100x6*	Ø 40x20 Ø 100x8*	Ø 40x30 Ø 100x12*	Ø 40x40 Ø 100x16*

\*Optional

## PP SERIES

PUMA	
PUMA 55 (mm)	Ø 40x10 Ø 100x4*
PUMA 80 (mm)	Ø 40x14 Ø 100x6*
PUMA 110 (mm)	Ø 40x20 Ø 100x8*
PUMA 165 (mm)	Ø 40x30 Ø 100x12*
PUMA 220 (mm)	Ø 40x40 Ø 100x16*

\*Optional



PP	
Punching power	500 kN
Punching capacity	27x13 mm
Maximum stroke	30 mm
Throat	130 mm
Marking*	


\*Optional P Model

# CNC STEEL PROCESSING MACHINES

## ALFA | CNC PROCESSING OF FLAT BARS & ANGLES

The **ALFA** is a CNC **punching and shearing** machine, has been designed to meet the needs of steel manufacturers seeking to optimize their production. This series has the capability to process both **flat and angle bars**, spanning **lengths from 6 to 12 meters**. With versatile options such as **marking, drilling, mitre shearing, and automatic loading/unloading**, the ALFA series optimizes production, offering steel manufacturers a comprehensive solution to enhance their efficiency and performance.

ALFA	ALFA 150	ALFA 500/150-110	ALFA 500/150-165	ALFA 500/150-220
Min Flat Bar Size (mm)	25x4	50x5	50x5	50x5
Max Flat Bar Size (mm)	150x12	500x20	500x25	500x30
Max Angle size (mm)	-	150x150x15	150x150x15	150x150x15
Numper of Punches	2	3	3	3
Maximum Diameter (mm)	31	40	40	40
Punching Force (tons)	64	110	165	220
Miter Shearing	-	± 45°	± 45°	± 45°
Drilling Unit (kW)	-	9	9	9



## PAXY | CNC PLATES PROCESSING

GEKA's **PAXY** product line offers CNC solutions for **automated punching of steel plates**. The PAXY line automates tedious and time-consuming preliminary tasks, such as **center marking and manual positioning**. Custom sizes on request.



PAXY	1000x500	2000x750
Max Length (mm)	1000	2000
Max Width (mm)	500	750
Max Puch Thickness (mm)	40x40	40x40
Max Puch Diameter (mm)	40	40
N° Punches	3	3
Drilling Unit (kW)	11	11



**GAMMA TRACTION | GAMMA ROLLER | CNC PROCESSING OF ANGLES, FLAT BARS & C-CHANNELS**

GAMMA TRACTION



The **GT** series are machines designed for maximum output and processing quality when processing **angle bar, flat bar and C-Channel**. The material is processed by the means of a **pincher + carriage** to optimize efficiency by processing the material with **minimum scrap** to ensure the best results.


<b>GAMMA TRACTION</b>	<b>GT 100</b>	<b>GT 160</b>	<b>GT 200</b>	<b>GT 250</b>
Min Angle Size (mm)	35x35x4	40x40x4	50x50x5	50x50x5
Max Angle Size (mm)	100x100x10	160x160x16	200x200x20	250x250x25
Max Flat Bar Size (mm)	100x10	160x16	200x20	250x25
C-Channel Processing (mm)	-	120	140	180
N° Punches per Leg	1	2	3	3
Max Central Punching Diameter (mm)	31	40	40	40
Max Lateral Punching Diameter (mm)	31	31	31	31
Punching Power (tons)	65	75	75	75
Shearing Power (tons)	100	250	300	540
Material Infeed	Pincher	Pincher	Pincher	Pincher

GAMMA ROLLER



The **GR** series are machines designed for maximum output and processing quality in the minimum space possible. The material is moved by means of a roller to optimize efficiency in a reduced space. Though the material is moved by a **roller infeed**, the customer can use GEKA's patented **Minimal Waste System** to ensure a minimum waste per bar, **reducing the scrap to virtually zero**.

<b>GAMMA ROLLER</b>	<b>GR 80</b>	<b>GR 150</b>	<b>GR 160</b>	<b>GR 180</b>
Min Angle Size (mm)	30x30x3	40x40x4	40x40x4	40x40x4
Max Angle Size (mm)	80x80x8	150x150x15	160x160x16	180x180x18
Max Flat Bar Size (mm)	-	150x15	160x16	180x18
C-Channel Processing (mm)	-	120	120	120
N° Punches per Leg	1	2	3	3
Max Central Punching Diameter (mm)	25	31	40	40
Max Lateral Punching Diameter (mm)	-	-	31	31
Punching Power (tons)	34	55	75	75
Shearing Power (tons)	65	150	250	250
Material Infeed	Roller	Roller	Roller	Roller



GAMMA TRACTION



GAMMA ROLLER

# CNC STEEL PROCESSING MACHINES


## SIGMA | CNC PROCESSING FOR BEAMS, FLAT BRARS, PROFILES & TUBES

The **SIGMA** is a CNC numerically controlled production line for **drilling, tapping, and milling** of steel **beam profiles** which can be supported on two flat surfaces and programmable from the PC. **Angle profiles** can be processed and, optionally, the line can be adapted to process flat profiles using a magnetic fixing square set. The machine is designed to process profiles loaded on the **fixed and levelable table** of the machine and **automatically carries** out operations with the drilling unit to programmed points in selected faces.



### SIGMA

Section Volume	600 or 1000
Std. Bar Length (m)	12
Type of Profiles	Beams, Angles, Channels, Square, Plates & Rectangular Tubes
Profile Rotating System	Yes
Operations	Drilling, Milling, Tapping & Marking
Drill heads	1
Automatic Tool Changer Capacity	5
Drilling Diameter (mm)	40
Tool Holder	SK 40 / ISO 40




## GKDRILL | VERTICAL MACHINING CENTERS

The product range for vertical machining centers. **GKDRILL, drilling and milling** lines for long workpieces. It processes **oblong holes, circles, threading, countersinking, and flow drilling**.

It also handles a wide variety of profiles, including **flat bars, angles, C-channels, structural profiles, and T-shaped profiles**. All of this without the need for programming knowledge.

GKDRILL	20	30	40	60	80
X-Axis Traverse	2050	3200	4200	6300	8100
Y-Axis Traverse	620	620	620	620	620
Automatic Tool Changer	10	10	10	10	10
Tool Holder	SK 40	SK 40	SK 40	SK 40	SK 40



## PLASMA

CNC Controlled **plasma cutting** table for **metal processing**, available in different sizes and with the possibility of a simple grid table or sectorized fumes extraction.



### PLASMA

### SIZES

GCS-P2010	2000x1000 (mm)
GCS-P3015	3000x1500 (mm)
GCS-P4020	4000x2000 (mm)
GCS-P6020	6000x2000 (mm)

## POSITIONING



### SEMIPAXY

- Support chassis
- Two servo motor-driven positioning carriages
- Touch screen
- Conveyor assembly consisting of independent servo drives along each axis, spindle and encoder units

## FEEDERS



### PAX








- Conveyor unit and positioning clamping guides
- Clamping of material
- Servo motor positioning
- Linear roller table top
- Manually-adjustable set of transverse roller guides
- Touch screen monitor

### ALRS

- Automated feeder of flat bar, available as part of an option package for our HYDRACROP (except 55 tons model) shearing stations.



# PRODUCT INDEX

-  STEEL SERVICE CENTERS
-  STEEL MANUFACTURERS
-  METAL WORKSHOP
-  STRUCTURAL STEEL CONSTRUCTION
-  TRANSMISSION TOWERS MANUFACTURES
-  ENGINEERING CONSTRUCTIONS
-  SOLAR AND WIND TURBINE

**GEKA**   
The steel working company

Maquinaria Geka S.L.U. Poligono Zerradi 1, P.O.163 Oartzun – Spain



[sales@geka.es](mailto:sales@geka.es)



[www.geka-cnc.com](http://www.geka-cnc.com)  
[www.geka-ironworkers.com](http://www.geka-ironworkers.com)



[@gekagroup](https://www.linkedin.com/company/gekagroup)



[@geka\\_group](https://www.instagram.com/geka_group)



[@gekagroup](https://www.youtube.com/channel/UC...)