


TRADE MAX



**PNEUMATIC / HYDRAULIC / ELECTRIC
TAPPING MACHINE**

氣動 / 油壓 / 電動攻牙機系列

**SAFE,
RAPID AND EFFICIENT,
ABLE TO SOLVE ALL TAPPING PROBLEMS.**



TRADE MAX

TRADE MAX



COMPANY PROFILE

Maho Enterprise Co., Ltd. was established in 1984, and accompanies with the trade marks **TRADE MAX** to all over the world. To construct long-term cooperation relationship with our clients, Maho got reputation from the tapping field that had many exclusive monopolies.

Maho was specialized in Pneumatic tapping machine, Hydraulic tapping machine, Electric tapping machine and relative accessories, including tap holder and quick change tapping chuck in Taiwan have been 30 years.

For the international trend, Maho are attending importance to brain gain, staff training in order to bring out the best quality, and innovation. Our company also has invested a lot of capital and developing people to develop the tapping machines and accessories to meet the needs of market continuously. To offer professional service, Maho provide the service and technical support for all of our customers.

貿巨企業股份有限公司創立於1984年，專業研發製造主要產品：氣動攻牙機、油壓攻牙機、電動攻牙機及專用機配件，以 **TRADE MAX** 品牌行銷台灣及全世界30年，多角化經營之企業體，重視人才素質培養，創新思維，並致力於研發設計開發改良產品及開發新產品；高品質走向，並有多項獨家專利，提供完整之系列產品、優良服務。



INDEX

Pneumatic Tapping Machine TYPE AQ	2
Pneumatic Tapping Machine TYPE AR	3
Pneumatic Tapping Machine TYPE AS	4
Pneumatic Tapping Machine TYPE AT	5~6
Special Accessories Of Pneumatic Tapping Machine	7
Portable & Moveable Magnetic Base	7
Special Accessories Of Pneumatic Tapping Machine	8
Special Accessories Of Pneumatic/Hydraulic/Electric Tapping Machine	8
Adaptor Type TCS – B / TRE	9
Pneumatic Tapping Tool Type ATH	10
Pneumatic Tapping Tool Type ATR	11
Hydraulic Tapping Machine Type HMT	12~14
Special Accessories Of Hydraulic Tapping Machine	15
Hydraulic Tapping Machine Type HM	15
Electric Tapping Machine Type DMR	16
Electric Tapping Machine Type DMT	17
Electric Tapping Machine Type EMAQ	18
Electric Tapping Machine Type EMAT	18
Tap Shank Dimensions	19

Type AQ-08, 12, 16

Model 型號	AQ-08-950	AQ-12-950	AQ-16-950
For Tap 攻牙能力	M2~M8	M3~M12	M3~M16
Speed (rpm) 主軸轉速	700	400	300
Work Range 工作範圍	Rmax 950 mm		Rmin 100 mm
Weight (kg) 重量	16	16	24
Code 訂購編號	0134 00010208	0134 00010312	0134 00010316

Example for ordering / 訂購範例：
AQ-08-950 TCS1B/ØX□—SIX



STANDARD ACCESSORIES / 標準配備：

- Pneumatic tapping spindle • 氣動攻牙機主軸
- Stretch arm • 伸長臂
- Slanted arm • 搖臂
- Table mounting column • 固定座
- Air unit • 三點組合
- Choose any six safety clutch tapping adapters • 絲攻安全扭力筒夾，任選六種

Type AQ-20, 22, 24, 27, 30

Model 型號	AQ-20-1000	AQ-22-1000	AQ-24-1000	AQ-27-1000	AQ-30-1000
For Tap 攻牙能力	M3~M20	M3~M22	M3~M24	M3~M27	M3~M30
Speed (rpm) 主軸轉速	150/400	120/300	100/300	70/220	40/200
Work Range 工作範圍	Rmax 1000 mm		Rmin 100 mm		
Weight (kg) 重量	25	25	25	25	25
Code 訂購編號	0134 00010320	0134 00010322	0134 00010324	0134 00010327	0134 00010330

Example for ordering / 訂購範例：
AQ-22-1000 TCS2B/ØX□—SIX



Patent on record 專利在案


STANDARD ACCESSORIES / 標準配備：

- Pneumatic tapping spindle • 氣動攻牙機主軸
- Stretch arm • 伸長臂
- Slanted arm • 搖臂
- Table mounting column • 固定座
- Air unit • 三點組合
- Choose any six safety clutch tapping adapters • 絲攻安全扭力筒夾，任選六種

TRADE MAX PNEUMATIC TAPPING MACHINE

氣動攻牙機

Type AR-16, 20, 22, 24, 27, 30



Model 型號	AR-16	AR-20	AR-22
For Tap 攻牙能力	M3~M16	M3~M20	M3~M22
Speed (rpm) 主軸轉速	300	150/400	120/300
Work Range 工作範圍	Rmax 1100 mm Rmin 250 mm		
Weight (kg) 重量	35	35	35
Code 訂購編號	0138 00000316	0138 00000320	0138 00000322
Model 型號	AR-24	AR-27	AR-30
For Tap 攻牙能力	M3~M24	M3~M27	M3~M30
Speed (rpm) 主軸轉速	100/300	70/220	40/200
Work Range 工作範圍	Rmax 1100 mm Rmin 250 mm		
Weight (kg) 重量	35	35	35
Code 訂購編號	0138 00000324	0138 00000327	0138 00000330

Example for ordering / 訂購範例：
AE-08-700 TCS1B/ØX□—SIX

STANDARD ACCESSORIES / 標準配備：

- Pneumatic tapping spindle
- Stretch arm
- Table mounting column
- Air unit
- Choose any six safety clutch tapping adapters
- 氣動攻牙機主軸
- 伸長臂
- 固定座
- 三點組合
- 絲攻安全扭力筒夾，任選六種

Type AS-08, 12, 16



Model 型號	AS-08 / II	AS-12 / II	AS-16 / II
For Tap 攻牙能力	M2~M8	M3~M12	M3~M16
Speed (rpm) 主軸轉速	700	400	300
Work Range 工作範圍	Rmax 1400 mm		Rmin 200 mm
Weight (kg) 重量	21	21	26
Code 訂購編號	0131 00010208	0131 00010312	0131 00010316

Example for ordering / 訂購範例：
AS-08 / II TCS1B/ØX□—SIX

STANDARD ACCESSORIES / 標準配備：

- Pneumatic tapping spindle • 氣動攻牙機主軸
- Stretch arm • 伸長臂
- Slanted arm • 搖臂
- Table mounting column • 固定座
- Air unit • 三點組合
- Choose any six safety clutch tapping adapters • 絲攻安全扭力筒夾，任選六種

Type AS-20, 22, 24, 27, 30

Model 型號	AS-20 / II	AS-22 / II	AS-24 / II	AS-27 / II	AS-30 / II
For Tap 攻牙能力	M3~M20	M3~M22	M3~M24	M3~M27	M3~M30
Speed (rpm) 主軸轉速	150/400	120/300	100/300	70/220	40/200
Work Range 工作範圍	Rmax 1400 mm		Rmin 200 mm		
Weight (kg) 重量	27	27	27	27	27
Code 訂購編號	0131 00010320	0131 00010322	0131 00010324	0131 00010327	0131 00010330

Example for ordering / 訂購範例：
AS-20 / II TCS2B/ØX□—SIX


Patent on record 專利在案

STANDARD ACCESSORIES / 標準配備：

- Pneumatic tapping spindle • 氣動攻牙機主軸
- Stretch arm • 伸長臂
- Slanted arm • 搖臂
- Table mounting column • 固定座
- Air unit • 三點組合
- Choose any six safety clutch tapping adapters • 絲攻安全扭力筒夾，任選六種



Type AT-08, 12, 16 / I



Model 型號	AT-08 / I	AT-12 / I	AT-16 / I
For Tap 攻牙能力	M2~M8	M3~M12	M3~M16
Speed (rpm) 主軸轉速	700	400	300
Work Range 工作範圍	Rmax 1600 mm Rmin 500 mm		
Weight (kg) 重量	20	20	25
Code 訂購編號	0130 00000208	0130 00000312	0130 00000316

Example for ordering / 訂購範例：
AT-08 / I TCS1B/ØX□—SIX

STANDARD ACCESSORIES / 標準配備：

- Pneumatic tapping spindle • 氣動攻牙機主軸
- Stretch arm • 伸長臂
- Table mounting column • 固定座
- Air unit • 三點組合
- Choose any six safety clutch tapping adapters • 絲攻安全扭力筒夾，任選六種

Type AT-20, 22, 24, 27, 30 / I



Model 型號	AT-20 / I	AT-22 / I	AT-24 / I	AT-27 / I	AT-30 / I
For Tap 攻牙能力	M3~M20	M3~M22	M3~M24	M3~M27	M3~M30
Speed (rpm) 主軸轉速	150/400	120/300	100/300	70/220	40/200
Work Range 工作範圍	Rmax 1600 mm Rmin 500 mm				
Weight (kg) 重量	36	36	36	36	36
Code 訂購編號	0130 00000320	0130 00000322	0130 00000324	0130 00000327	0130 00000330

Example for ordering / 訂購範例：
AT-20 / I TCS2B/ØX□—SIX

Patent on record 專利在案

STANDARD ACCESSORIES / 標準配備：

- Pneumatic tapping spindle • 氣動攻牙機主軸
- Stretch arm • 伸長臂
- Table mounting column • 固定座
- Air unit • 三點組合
- Choose any six safety clutch tapping adapters • 絲攻安全扭力筒夾，任選六種

Type AT-08, 12 / II




Model 型號	AT-08 / II	AT-12 / II	AT-16 / II
For Tap 攻牙能力	M2~M8	M3~M12	M3~M16
Speed (rpm) 主軸轉速	700	400	300
Work Range 工作範圍	Rmax 1900 mm Rmin 200 mm		
Weight (kg) 重量	23	23	27
Code 訂購編號	0130 00010208	0130 00010312	0130 00010316

Example for ordering / 訂購範例：
AT-08 / II TCS1B/ØX□—SIX

STANDARD ACCESSORIES / 標準配備：

- Pneumatic tapping spindle • 氣動攻牙機主軸
- Stretch arm • 伸長臂
- Slanted arm • 搖臂
- Table mounting column • 固定座
- Air unit • 三點組合
- Choose any six safety clutch tapping adapters • 絲攻安全扭力筒夾，任選六種

Type AT-20, 22, 24, 27, 30 / II



Model 型號	AT-20 / II	AT-22 / II	AT-24 / II	AT-27 / II	AT-30 / II
For Tap 攻牙能力	M3~M20	M3~M22	M3~M24	M3~M27	M3~M30
Speed (rpm) 主軸轉速	150 / 400	120 / 300	100/300	70 / 220	40 / 200
Work Range 工作範圍	Rmax 1900 mm Rmin 200 mm				
Weight (kg) 重量	38	38	38	38	38
Code 訂購編號	0130 00010320	0130 00010322	0130 00010324	0130 00010327	0130 00010330

Example for ordering / 訂購範例：
AT-20 / II TCS2B/ØX□—SIX

Patent on record 專利在案

STANDARD ACCESSORIES / 標準配備：

- Pneumatic tapping spindle • 氣動攻牙機主軸
- Stretch arm • 伸長臂
- Slanted arm • 搖臂
- Table mounting column • 固定座
- Air unit • 三點組合
- Choose any six safety clutch tapping adapters • 絲攻安全扭力筒夾，任選六種

SPECIAL ACCESSORIES OF PNEUMATIC TAPPING MACHINE
氣動攻牙機特別裝置

90° and Various Degree Tapping Device

90° 或任意角度攻牙裝置配件

Patent on record 專利在案



Model 型號	Weight (kg) 重量	Code 訂購編號
AQ.AS.AT08-90°	2	0133 00000890
AQ.AS.AT12-90°	2	0133 00001290



Model 型號	Weight (kg) 重量	Code 訂購編號
AQ.AS.AT16-90°	2	0133 00001690
AQ.AS.AT20-90°	2	0133 00002090
AQ.AS.AT22-90°	2	0133 00002290
AQ.AS.AT24-90°	2	0133 00002490
AQ.AS.AT27-90°	2	0133 00002790
AQ.AS.AT30-90°	2	0133 00003090

PORTABLE & MOVEABLE MAGNETIC BASE

氣動攻牙機裝置磁性座



Model 型號	Magnetic Base 磁性座		Model for Magnetic 適合機型	Weight (kg) 重量	Code 訂購編號
	Holding power 夾持力	Dimension 規格			
TLM-300	300 kg	LxWxH(mm) 150x90x93	AQ. AE . AS . AT08. AT12 . AT16	10	0133 00000300
TLM-600	600 kg	LxWxH(mm) 224x115x120	AT20 . AT22.AT24. AT27. AT30	23	0133 00000600

**SPECIAL ACCESSORIES OF
PNEUMATIC TAPPING MACHINE**

氣動攻牙機特別裝置



TM 80037
自動反轉裝置
Auto Reverse Device

**SPECIAL ACCESSORIES OF PNEUMATIC/HYDRAULIC/
ELECTRIC TAPPING MACHINE**

氣動/油壓/電動攻牙機特別裝置

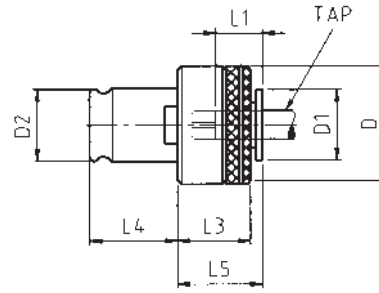


TM 80030
自動噴油攻牙裝置
Automatic Tap
Lubricator System



TM 80032
鑄鐵板工作車 Cast Iron Work cart
規格(Dimension): 900×630×900mm
重量(Weight): 200kg

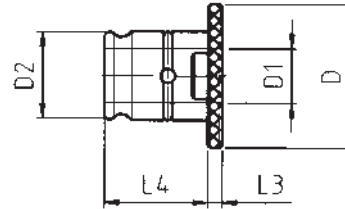
Adaptor Type TCS-B
with safety clutch



Example for ordering / 訂購範例：
TCS1B/MB JIS

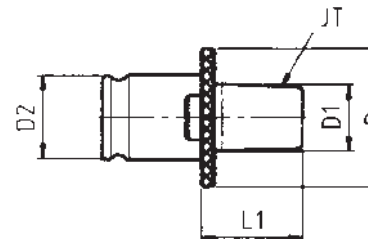
Model 型號	For Tap 攻牙能力	Suitable Adaptor Size 絲攻夾頭型式	D	D ₁	D ₂	L ₁	L ₃	L ₄	L ₅	Weight (kg) 重量	Code 訂購編號
TCS 1B	M2 ~ M14	1	32	19	19	17	24.5	21.5	26	0.15	0210 06001***
TCS 2B	M6 ~ M30	2	50	30	31	30	31	35	33	0.55	0210 06002***
TCS 3B	M16 ~ M42	3	72	47	48	44	41	55.5	50	1.70	0210 08003***
TCS 4B	M22 ~ M58	4	95	60	60	(33)	16	63	73	3.30	0210 07084***

Adaptor Type TRE
for reducing



Model 型號	Suitable Adaptors Size 絲攻夾頭型式	For Adaptor Size 改裝型式	D	D ₁	D ₂	L ₃	L ₄	Weight (kg) 重量	Code 訂購編號
TRE 2/1	2	1	48	19	31	5	35	0.17	0210 00000021
TRE 3/2	3	2	70	31	48	6	55.5	0.60	0210 00000032
TRE 4/2	4	2	92	31	60	13	63	1.00	0210 00000042
TRE 4/3	4	3	92	48	60	13	63	1.00	0210 00000043

DRILL CHUCK COLLET
鑽孔夾頭



Model	For Drill Clifuck	Capacity (mm)	D	D ₁	D ₂	L ₁	Weight (kg)	Code
TC1 / JT2	8H	0 - 8	30	13.94	19	31	0.06	0210 00000012
TC1 / JT6	13H	0 - 12	30	17.17	19	34	0.06	0210 00000016
TC2 / JT6	13H	0 - 12	48	17.17	31	37	0.3	0210 00000026

DRILL CHUCK
鑽孔夾頭



Model	Capacity		Taper Mount No. Din or Jacobs	Length (m/m)		Outer Dia (m/m)	Weight (kg)	QTY Pas/Cu-Ft	N.W/GW kgs	Code
	mm	inch		Open	Closed					
8H	0 - 8	0 - 5/16	JT2	68	76	38	0.39	40/0.4	16/17	0751 00123022
13H	0 - 13	0 - 1/2	JT6	90	102	48	0.92	25/0.4	23/24	0751 00123042

Type ATH-12-1

手持氣動萬向攻牙器

Pneumatic Various degree Tapping Hand Tool



Type ATH-12-2

手持夾頭氣動攻牙器

Pneumatic Chuck Tapping Hand Tool



Type ATH-12-3

手持氣動扭力攻牙器

Pneumatic Torsional Tapping Hand Tool



Model 型號	For Tap 攻牙能力	Speed (rpm) 主軸轉速	Spindle Type	Max. Air Consumption (Nm ³ / min)	Air Hose Size (mm)	Weight (kg) 重量	Parts 附 件	Code 訂購編號
ATH-12-1	M2 ~ M12	250	HTP/B12	0.4	9.5	2.5	Wrench 板手	0136 00000121
ATH-12-2	M2 ~ M12	250	CAP10/B12	0.4	9.5	2.5	Wrench 板手	0136 00000122
ATH-12-3	M2 ~ M12	250	TH1/B12	0.4	9.5	4	W/6pcs Torsional Collets + Wrench 六個扭力筒夾+板手	0136 00000123

TRADE MAX PNEUMATIC TAPPING TOOL

手持氣動攻牙器

Type ATR-12-2

NEW

手持夾頭氣動攻牙器
Pneumatic Chuck Tapping Hand Tool



Type ATR-12-3

NEW

手持氣動扭力攻牙器
Pneumatic Torsional Tapping Hand Tool



Model 型號	For Tap 攻牙能力	Speed (rpm) 主軸轉速	Spindle Type	Max. Air Consumption (Nm ³ / min)	Air Hose Size (mm)	Weight (kg) 重量	Parts 附件	Code 訂購編號
ATR-12-2	M2 ~ M12	400	CAP10 / B12	0.4	9.5	2.5	Wrench 板手	0142 0000122
ATR-12-3	M2 ~ M12	400	TH1 / B12	0.4	9.5	4	W/6pcs Collets + Wrench 六個筒夾+板手	0142 0000123

Type HMT-22


Model 型號	HMT-22	
For Tap 攻牙能力	M3 ~ M22	
Speed (rpm) 主軸轉速	0 ~ 400	
Work Range 工作範圍	最大半徑 Rmax (mm)	1900
	最小半徑 Rmin (mm)	200
Voltage 電壓	220/380 V, 50/60 Hz, 3-PHASE	
Electric Motor 馬力	3 HP	
Hydraulic Pressure 油壓壓力	100 kg/cm ²	
Weight (kg) 重量(淨/毛)	400 / 500	
Code 訂購編號	0135 0000322	

STANDARD ACCESSORIES / 標準配備 :

- Hydraulic tapping spindle
- Parallel arm
- Slanted arm
- Table mounting column
- Choose any six safety clutch tapping adapters
- Cast iron work cart
- Electric Motor, Hydraulic Pump, Hydraulic Box
- Electric - Controlled Device
- 油壓攻牙機主軸
- 伸長臂
- 搖臂
- 固定座
- 絲攻安全扭力筒夾，任選六種
- 鑄鐵板工作車
- 油壓發動機，油壓幫泵，油壓箱
- 電器箱控制裝置

Type HMT-32


Model 型號	HMT-32	
For Tap 攻牙能力	M4 ~ M32	
Speed (rpm) 主軸轉速	0~500 / 0~105	
Work Range 工作範圍	最大半徑 Rmax (mm)	1900
	最小半徑 Rmin (mm)	200
Voltage 電壓	220/380 V, 50/60 Hz, 3-PHASE	
Electric Motor 馬力	3 HP	
Hydraulic Pressure 油壓壓力	100 kg/cm ²	
Weight (kg) 重量(淨/毛)	400 / 500	
Code 訂購編號	0135 0000432	

STANDARD ACCESSORIES / 標準配備 :

- Hydraulic tapping spindle
- Parallel arm
- Slanted arm
- Table mounting column
- Choose any six safety clutch tapping adapters
- Cast iron work cart
- Electric Motor, Hydraulic Pump, Hydraulic Box
- Electric - Controlled Device
- 油壓攻牙機主軸
- 伸長臂
- 搖臂
- 固定座
- 絲攻安全扭力筒夾，任選六種
- 鑄鐵板工作車
- 油壓發動機，油壓幫泵，油壓箱
- 電器箱控制裝置

Type HMT-42


Model 型號	HMT-42	
For Tap 攻牙能力	M4 ~ M42	
Speed (rpm) 主軸轉速	0~400 / 0~75	
Work Range 工作範圍	最大半徑 Rmax (mm)	1900
	最小半徑 Rmin (mm)	200
Voltage 電壓	220/380 V, 50/60 Hz, 3-PHASE	
Electric Motor 馬力	3 HP	
Hydraulic Pressure 油壓壓力	100 kg/cm ²	
Weight (kg) 重量(淨/毛)	400 / 500	
Code 訂購編號	0135 00000442	

STANDARD ACCESSORIES / 標準配備 :

- Hydraulic tapping spindle
- Parallel arm
- Slanted arm
- Table mounting column
- Choose any six safety clutch tapping adapters
- Cast iron work cart
- Electric Motor, Hydraulic Pump, Hydraulic Box
- Electric - Controlled Device
- 油壓攻牙機主軸
- 伸長臂
- 搖臂
- 固定座
- 絲攻安全扭力筒夾，任選六種
- 鑄鐵板工作車
- 油壓發動機，油壓幫泵，油壓箱
- 電器箱控制裝置

REMARK / 備註 :

HMT-42若加裝90°或任意角度攻牙裝置，工作範圍之最大半徑為1600mm。

The Rmax of Work Range of HMT-42 assembled 90° and Various Degree Tapping Device is 1600mm.

Type HMT-50


Model 型號	HMT-50	
For Tap 攻牙能力	M8 ~ M50	
Speed (rpm) 主軸轉速	0 ~ 360 / 0 ~ 60	
Work Range 工作範圍	最大半徑 Rmax (mm)	1600
	最小半徑 Rmin (mm)	200
Voltage 電壓	220/380 V, 50/60 Hz, 3-PHASE	
Electric Motor 馬力	5 HP	
Hydraulic Pressure 油壓壓力	140 kg/cm ²	
Weight (kg) 重量(淨/毛)	400 / 500	
Code 訂購編號	0135 00000850	

STANDARD ACCESSORIES / 標準配備 :

- Hydraulic tapping spindle
- Parallel arm
- Slanted arm
- Table mounting column
- Choose any six safety clutch tapping adapters
- Cast iron work cart
- Electric Motor, Hydraulic Pump, Hydraulic Box
- Electric - Controlled Device
- 油壓攻牙機主軸
- 伸長臂
- 搖臂
- 固定座
- 絲攻安全扭力筒夾，任選六種
- 鑄鐵板工作車
- 油壓發動機，油壓幫泵，油壓箱
- 電器箱控制裝置

Type HMT-60



Model 型號	HMT-60	
For Tap 攻牙能力	M8 ~ M60	
Speed (rpm) 主軸轉速	0 ~ 360 / 0 ~ 60	
Work Range 工作範圍	最大半徑 Rmax (mm)	1600
	最小半徑 Rmin (mm)	200
Voltage 電壓	220/380 V, 50/60 Hz, 3-PHASE	
Electric Motor 馬力	10 HP	
Hydraulic Pressure 油壓壓力	140 kg/cm ²	
Weight (kg) 重量(淨/毛)	750 / 850	
Code 訂購編號	0135 00000860	

STANDARD ACCESSORIES / 標準配備 :

- Hydraulic tapping spindle • 油壓攻牙機主軸
- Parallel arm • 伸長臂
- Slanted arm • 搖臂
- Table mounting column • 固定座
- Choose any six safety clutch tapping adapters • 絲攻安全扭力筒夾，任選六種
- Cast iron work cart • 鑄鐵板工作車
- Electric Motor, Hydraulic Pump, Hydraulic Box • 油壓發動機，油壓幫泵，油壓箱
- Electric - Controlled Device • 電器箱控制裝置

SPECIAL ACCESSORIES OF HYDRAULIC TAPPING MACHINE 油壓攻牙機特別裝置



TM 800035
90°或任意角度攻牙裝置
90° and Various degree tapping device



TM 800036
攻牙深度控制設定裝置
Depth Controller

Patent on record 專利在案

TRADE MAX HYDRAULIC TAPPING MACHINE

油壓攻牙機

Type HM-22



Type HM-32



Type HM-42



Type HM-50



Type HM-60



Patent on record 專利在案

STANDARD ACCESSORIES / 標準配備 :

- Hydraulic tapping spindle
- Parallel arm
- Slanted arm
- Table mounting column
- Choose any six safety clutch tapping adapters
- Work Cart
- Electric Motor, Hydraulic Pump, Hydraulic Box
- Electric - Controlled Device
- 油壓攻牙機主軸
- 伸長臂
- 搖臂
- 固定座
- 絲攻安全扭力筒夾，任選六種
- 工作車
- 油壓發動機，油壓幫泵，油壓箱
- 電器箱控制裝置


Model 型號	HM-22	HM-32	HM-42	HM-50	HM-60
For Tap 攻牙能力	M3 ~ M22	M4 ~ M32	M4 ~ M42	M8 ~ M50	M8 ~ M60
Speed (rpm) 主軸轉速	0~400	0~500 / 0~105	0~400 / 0~75	0~360 / 0~60	0~360 / 0~60
Work Range 工作範圍	最大半徑 Rmax (mm)	1900	1900	1600	1600
	最小半徑 Rmin (mm)	200	200	200	200
Voltage 電壓	220/380 V, 50/60 Hz, 3-PHASE				
Electric Motor 馬力	3 HP	3 HP	3 HP	5 HP	10 HP
Hydraulic Pressure 油壓壓力	100 kg/cm ²	100 kg/cm ²	100 kg/cm ²	140 kg/cm ²	140 kg/cm ²
Weight (kg) 重量(淨/毛)	300 / 400	300 / 400	300 / 400	300 / 400	450 / 550
Code 訂購編號	0135 10000322	0135 10000432	0135 10000442	0135 10000850	0135 10000860

REMARK / 備註 :

HM-42若加裝90°或任意角度攻牙裝置，工作範圍之最大半徑為1600mm。

The Rmax of Work Range of HM-42 assembled 90 ° and Various Degree Tapping Device is 1600mm.

Type DMR-16, 24, 32



圖片僅供參考，標準配備不含工作車
Image for reference only. Standard Accessories Exclusive of work cart.

Model 型號	DMR-16	DMR-24
For Tap 攻牙能力	M3 ~ M16	M3 ~ M24
Speed (rpm) 主軸轉速	0~300 / 0~130	0~300 / 0~110
Work Range 工作範圍	最大半徑 Rmax (mm)	1100
	最小半徑 Rmin (mm)	250
Voltage 電壓	220 V Single-PHASE	
Electric Motor 馬力	0.4 kw	0.8 kw
Weight (kg) 重量(淨/毛)	35 / 40	35 / 40
Code 訂購編號	0139 10000316	0139 10000324

Patent on record 專利在案

STANDARD ACCESSORIES / 標準配備：

- Electric tapping spindle
- Parallel arm
- Table mounting column
- Choose any six safety clutch tapping adapters
- Electric - Controlled Device
- 電動攻牙機主軸
- 伸長臂
- 固定座
- 絲攻安全扭力筒夾，任選六種
- 電器箱控制裝置

OPTIONAL DEVICE / 選購配備：

- 90° and various degree tapping device
- Cast iron work cart
- 90°或任意角度攻牙裝置配件
- 鑄鐵板工作車

Model 型號	DMR-32	
For Tap 攻牙能力	M3 ~ M32	
Speed (rpm) 主軸轉速	0~300 / 0~70	
Work Range 工作範圍	最大半徑 Rmax (mm)	1100
	最小半徑 Rmin (mm)	250
Voltage 電壓	220 V Single-PHASE	
Electric Motor 馬力	0.75 kw	
Weight (kg) 重量(淨/毛)	60 / 65	
Code 訂購編號	0139 10000332	

Patent on record 專利在案

STANDARD ACCESSORIES / 標準配備：

- Electric tapping spindle
- Parallel arm
- Table mounting column
- Choose any six safety clutch tapping adapters
- Electric - Controlled Device
- 電動攻牙機主軸
- 伸長臂
- 固定座
- 絲攻安全扭力筒夾，任選六種
- 電器箱控制裝置

OPTIONAL DEVICE / 選購配備：

- 90° and various degree tapping device
- Cast iron work cart
- 90°或任意角度攻牙裝置配件
- 鑄鐵板工作車

Type DMT-16, 24



圖片僅供參考，標準配備不含工作車
Image for reference only. Standard Accessories Exclusive of work cart.

Model 型號	DMT-16	DMT-24
For Tap 攻牙能力	M3 ~ M16	M3 ~ M24
Speed (rpm) 主軸轉速	0~300 / 0~130	0~300 / 0~110
Work Range 工作範圍	最大半徑 Rmax (mm)	1900
	最小半徑 Rmin (mm)	200
Voltage 電壓	220 V Single-PHASE	
Electric Motor 馬力	0.4 kw	0.8 kw
Weight (kg) 重量(淨/毛)	35 / 40	35 / 40
Code 訂購編號	0137 10000316	0137 10000324

Patent on record 專利在案

STANDARD ACCESSORIES / 標準配備：

- Electric tapping spindle
- Parallel arm
- Slanted arm
- Table mounting column
- Choose any six safety clutch tapping adapters
- Electric - Controlled Device
- 電動攻牙機主軸
- 伸長臂
- 搖臂
- 固定座
- 絲攻安全扭力筒夾，任選六種
- 電器箱控制裝置

OPTIONAL DEVICE / 選購配備：

- 90° and various degree tapping device
- Cast iron work cart
- 90°或任意角度攻牙裝置配件
- 鑄鐵板工作車

Type DMT-32



圖片僅供參考，標準配備不含工作車
Image for reference only. Standard Accessories Exclusive of work cart.

Model 型號	DMT-32	
For Tap 攻牙能力	M3 ~ M32	
Speed (rpm) 主軸轉速	0~300 / 0~70	
Work Range 工作範圍	最大半徑 Rmax (mm)	1500
	最小半徑 Rmin (mm)	200
Voltage 電壓	220 V Single-PHASE	
Electric Motor 馬力	0.75 kw	
Weight (kg) 重量(淨/毛)	60 / 65	
Code 訂購編號	0137 10000332	

Patent on record 專利在案

STANDARD ACCESSORIES / 標準配備：

- Electric tapping spindle
- Parallel arm
- Slanted arm
- Table mounting column
- Choose any six safety clutch tapping adapters
- Electric - Controlled Device
- 電動攻牙機主軸
- 伸長臂
- 搖臂
- 固定座
- 絲攻安全扭力筒夾，任選六種
- 電器箱控制裝置

OPTIONAL DEVICE / 選購配備：

- 90° and various degree tapping device
- Cast iron work cart
- 90°或任意角度攻牙裝置配件
- 鑄鐵板工作車

Type EMAQ-32



圖片僅供參考，標準配備不含工作車
 Image for reference only. Standard Accessories Exclusive of work cart.

Model 型號	EMAQ-32	
For Tap 攻牙能力	M3 ~ M32	
Speed (rpm) 主軸轉速	0~300 / 0~60	
Work Range 工作範圍	最大半徑 Rmax (mm)	1000
	最小半徑 Rmin (mm)	100
Voltage 電壓	220 V Single-PHASE	
Electric Motor 馬力	0.75 kw	
Weight (kg) 重量(淨/毛)	60/65	
Code 訂購編號	0140 10000332	

Patent on record 專利在案

STANDARD ACCESSORIES / 標準配備：

- Electric tapping spindle
- Parallel arm
- Slanted arm
- Table mounting column
- Choose any six safety clutch tapping adapters
- Electric - Controlled Device
- Digital readout manual panel
- Depth controller, reverse in automatic

OPTIONAL DEVICE / 選購配備：

- 90° and various degree tapping device
- Cast iron work cart
- 電動攻牙機主軸
- 伸長臂
- 搖臂
- 固定座
- 絲攻安全扭力筒夾，任選六種
- 電器箱控制裝置
- 觸摸式可程式控制面板
- 攻絲深度自動反轉設定
- 90°或任意角度攻牙裝置配件
- 鑄鐵板工作車

Type EMAT-32



圖片僅供參考，標準配備不含工作車
 Image for reference only. Standard Accessories Exclusive of work cart.

Model 型號	EMAT-32	
For Tap 攻牙能力	M3 ~ M32	
Speed (rpm) 主軸轉速	0~300 / 0~60	
Work Range 工作範圍	最大半徑 Rmax (mm)	1900
	最小半徑 Rmin (mm)	200
Voltage 電壓	220 V Single-PHASE	
Electric Motor 馬力	0.75 kw	
Weight (kg) 重量(淨/毛)	65/70	
Code 訂購編號	0141 10000332	

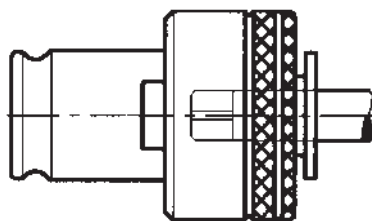
Patent on record 專利在案

STANDARD ACCESSORIES / 標準配備：

- Electric tapping spindle
- Parallel arm
- Slanted arm
- Table mounting column
- Choose any six safety clutch tapping adapters
- Electric - Controlled Device
- Digital readout manual panel
- Depth controller, reverse in automatic

OPTIONAL DEVICE / 選購配備：

- 90° and various degree tapping device
- Cast iron work cart
- 電動攻牙機主軸
- 伸長臂
- 搖臂
- 固定座
- 絲攻安全扭力筒夾，任選六種
- 電器箱控制裝置
- 觸摸式可程式控制面板
- 攻絲深度自動反轉設定
- 90°或任意角度攻牙裝置配件
- 鑄鐵板工作車



JIS

Metric	UNC	Dimension	
		Dia Ø	Square □
M2		3	2.5
M3		4	3.2
M4 M4.5		5	4
M5 M5.5		5.5	4.5
M6	W 1/4	6	4.5
	W 5/16	6.1	5
M8 M7		6.2	5
M10 M9	W 3/8	7	5.5
M11	W 7/16	8	6
M12		8.5	6.5
	W 1/2	9	7
M14 M15	W 9/16	10.5	8
	W 5/8	12	9
M16		12.5	10
M17		13	10
M18	W 3/4	14	11
M20		15	12
M22	W 7/8	17	13
M24 M25		19	15
M26 M27	W 1	20	15
M28		21	17
	W 1 1/8	22	17
M30		23	17
M32	W 1 1/4	24	19
M33		25	19
M34 M35	W 1 3/8	26	21
M36 M38		28	21
M39 M40	W 1 1/2	30	23
M42	W 1 5/8	32	26
M45	W 1 3/4	35	26
M48	W 1 7/8	38	29

PT	PF		
1/8	1/8	8	6
1/4	1/4	11	9
3/8	3/8	14	11
1/2	1/2	18	14
	5/8	19	15
3/4	3/4	23	17
	7/8	24	19
1	1	26	21
	1 1/8	28	21
1 1/4	1 1/4	32	26
1 3/8	1 3/8	35	26
1 1/2	1 1/2	38	29

DIN

Dimension dia.xSquare	DIN 352	DIN 371
	2.5x2.1	M1
M1.1		M1.1
M1.2		M1.2
M1.4		M1.4
M1.6		M1.6
2.8x2.1	M1.8	M1.8
	M2	M2
	M2.2	M2.2
3.5x2.7	M2.5	M2.5
	M3	M3
4x3	M3.5	M3.5
4.5x3.4	M4	M4
6x4.9	M5	M5
	M6	M6
	M8	
7x5.5	M10	
8x6.2		M8
9x7	M12	
10x8		M10
11x9	M14	
12x9	M16	
14x11	M18	
16x12	M20	
18x14.5	M22	
	M24	
20x16	M27	
22x18	M30	
25x20	M33	
28x22	M36	
32x24	M39	
	M42	
	M45	
36x29	M48	
40x32	M52	
45x35	M56	
	M60	

ISO

Dimension dia.xSquare	Metric	
	2.24x1.8	M3
2.5x2.0	M3.5	M2
2.8x2.24		M2.2
		M2.5
3.15x2.5	M4	M3
3.55x2.8	M4.5	M3.5
4x3.15	M5	M4
4.5x3.55	M6	
5x4		M5
6.3x5	M8	M6
8x6.3	M10	M8
9x7.1	M12	
10x8		M10
11.2x9	M14	
12.5x10	M16	
	M18	
14x11.2	M20	
16x12.5	M22	
18x14	M24	
20x16	M27	
	M30	
22.4x18	M33	
25x20	M36	
28x22.4	M39	
	M42	
31.5x25	M45	
	M48	
35.5x28	M52	
	M56	
40x31.5	M60	
	M64	

ANSI(USA)

Dimension		Much. Screw Size No.	Nominal Fractional Diameter Inches
Shank	Square		
0.141	0.110	0	1/16
0.141	0.110	1	
0.141	0.110	2	
0.141	0.110	3	3/32
0.141	0.110	4	
0.141	0.110	5	1/8
0.141	0.110	6	
0.168	0.131	8	5/32
0.194	0.152	10	3/16
0.220	0.165	12	
0.255	0.191	14	1/4
0.318	0.238		5/16
0.381	0.286		3/8
0.323	0.242		7/16
0.367	0.275		1/2
0.429	0.322		9/16
0.480	0.360		5/8
0.542	0.406		11/16
0.590	0.442		3/4
0.652	0.489		13/16
0.697	0.523		7/8
0.760	0.570		15/16
0.800	0.600		1
0.895	0.672		11/16
0.896	0.672		11/8
1.021	0.766		13/16
1.021	0.766		11/4
1.108	0.831		15/16
1.108	0.831		13/8
1.233	0.925		17/16
1.233	0.925		11/2
1.305	0.979		15/8
1.430	1.072		13/4
1.519	1.139		17/8
1.644	1.233		2
0.3125	0.234		1/16 NPT
0.4375	0.328		1/8 NPT
0.5625	0.421		1/4 NPT
0.700	0.531		3/8 NPT
0.6875	0.515		1/2 NPT
0.9063	0.679		3/4 NPT
1.125	0.843		1" NPT
1.3125	0.984		1 1/4 NPT
1.500	1.125		1 1/2 NPT



- SPECIAL MACHINE OF DRILLING TOOLS
- CNC MACHINE TOOL HOLDERS
- QUICK CHANGE TAPPING CHUCK
- WITH LENGTH COMPENSATION ON COMPRESSION AND EXPANSION AND RADIAL PARALLEL FLOAT
- SELF - REVERSING TAPPING AT TACHMENTS

TRADE MAX

MAHO ENTERPRISE CO., LTD.

貿巨企業股份有限公司

408台中市南屯區精科5路1號

No.1, Jingke 5th Rd., Nantun Dist., Taichung City 408, Taiwan

TEL : 886-4-23583525 . 23583526 FAX : 886-4-23599782

E-mail:tapping@ms26.hinet.net

<http://www.trade-max.com.tw>

<http://www.maho.com.tw>