

Sheet metal machinery. **Industry.**



CIDAN
MACHINERY GROUP



CIDAN Machinery is a premium manufacturer of sheet metal processing machinery for the construction and manufacturing industries. Since the company was first founded in Götene in 1907, we have been designing and manufacturing reliable and innovative machinery and our starting point has always been our customers' needs and requirements.

Today we offer powerful brands such as CIDAN, Forstner and nulT on an expanding global market. Our model for success is both straightforward and highly advanced. By designing and combining innovative sheet metal processing machines and control systems for a streamlined work-flow, we provide our customers with major competitive advantages, whether in smaller workshops or in large manufacturing plants.

Our innovations extend throughout the entire production process from coils or sheet metal to slitting, cutting, folding and barcode marking of final products ready for surface finish or delivery. Our machinery uses the latest technology for control systems, resource planning and automation, always with unrivalled performance. So welcome to your one-stop-partner for sheet metal processing. We offer everything from quality and efficiency to job satisfaction, service and advantageous financing.



Cut to size.

Optimize your sheet metal machinery and increase your productivity. Choose and combine modules from our extensive product program and build your customized production line for your specific material, batches, and processing requirements.

In our range you will find smart solutions for everything from coil processing to straightening machines, slitting and cut-to-length systems, guillotine shears and control systems that automate and speed up your processing. With the right

combination of machines and systems you will avoid unnecessary stock keeping, manual operation, waste, scratches, marks from pauses in operating, rejects and you will raise your production levels to new heights.

In this brochure we present a small selection of modules that will energize production and raise profits. These modules can be integrated to work miracles for any production line. Are you a subcontractor or manufacturing the final product? We have the answers for all your needs and requirements.



With Forstner's wide range of products and smart solutions for material processing you can forget about lifting and repetitive movements. Besides making production easier for your co-workers – your most important resource – this machinery minimizes any risk of damage to the metal, scratches or unnecessary rejects. The high level of precision and making maximum use of the metal with minimum wastage, all contribute to your bigger profits.



Our slitting and cut-to-length machinery and guillotine shears from Forstner cut through sheet metal like butter. Optimize your production to new levels with these all-in-one units. Benefit from these versatile new developments and get groundbreaking new functions as standard.

This machinery gives you extensive flexibility and is designed to maintain high levels of productivity day after day, year after year, with minimum service.



Set up your production site for optimal ergonomics, efficiency and profitability.

- ✓ Sheet metal on coils saves money, reduces waste and frees up storage space.
- ✓ We have the right solution for all levels of production.
- ✓ Free up floor space with coil processing and increase your productivity and your profits.
- ✓ The extensive range of Forstner products can be combined to make an efficient production facility based on your requirements, where parameters such as power, distance, time and access to material are decisive for fast and cost-effective production.
- ✓ With our solutions you can easily process coils from 500 kilos up to 8 tonnes. Bigger coils mean fewer changeovers, less waste and a more efficient process.
- ✓ How many different materials do you need readily accessible? Frequent changeovers? With a coil selector you keep eight different materials ready at the cut-to-length for far quicker changeovers.
- ✓ With a well equipped cut-to-length in your production facility you will no longer need to cut strips in guillotine shears.
- ✓ Do you sell sheets or do you want to recoil material in smaller coils? We have the right solution for you!
- ✓ Rational coil handling cuts your lead times, frees up production space and reduces tied up capital in stocks.



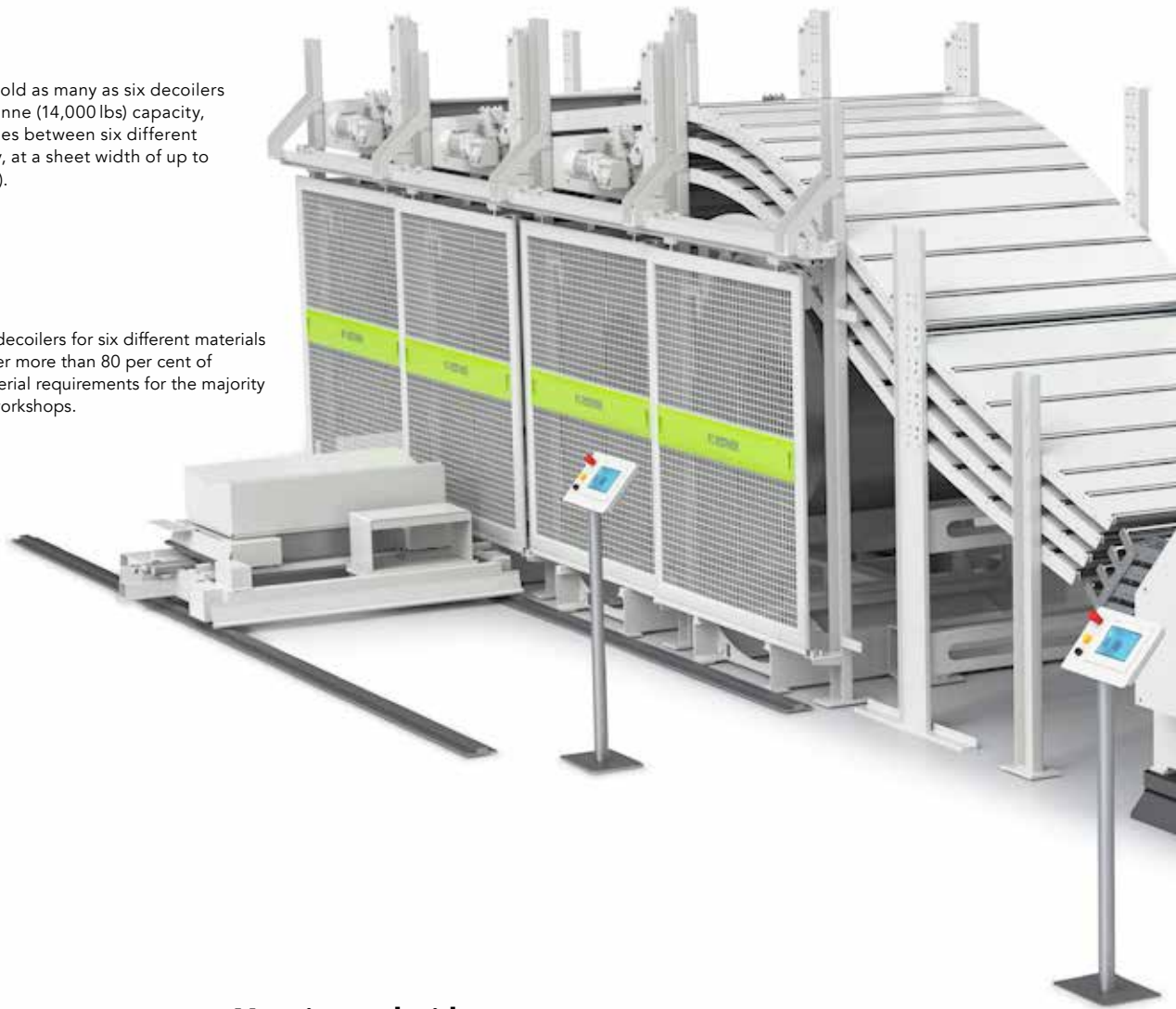
With software from nuIT your coil processing will run more smoothly.

With nuEvolution you get all the data to produce your finished parts, such as colour, material, cutting measurements, quantities and cut-outs.

With nuProduction all the instructions can be transferred directly to the system in your cut-to-length.

The line can hold as many as six decoilers each with 7 tonne (14,000 lbs) capacity, making changes between six different materials easy, at a sheet width of up to 1500 mm (59").

Six decoilers for six different materials cover more than 80 per cent of material requirements for the majority of workshops.



Your input decides your output.

Raise your output with the smartest technology.

Smart sheet metal technology means you can keep lower stocks, free up tied capital, shorten lead times and increase efficiency. Our decoiler lines are demand-driven and process the right material in the right order, at the speed and the precision you want. Just start up the program and the sheet metal is fed in, straightened, measured and cut to the correct dimensions ready for the next step. A straight-through process, the material is fed directly into the panel bender, punching machine, laser cutter or whatever machine you choose. The coil line is controlled via CSV-files from your work order and the process is completely automated with no operator input whatsoever. Lead times are shortened and you automatically get the right material in the right order so you can utilize waiting machines at maximum capacity.

Get up to speed, lower your waste and get perfect flat panels for further processing with Forstner decoiler lines.

The most important advantages:

- ✓ Covers the major part of your material requirements.
- ✓ Fully automated material changes in less than one minute.
- ✓ Easy control with CSV files.
- ✓ Single operator.
- ✓ Easily integrated with other production machinery.
- ✓ High speed, sharp, quality and precision.
- ✓ Reduces waste with the help of step cut.

The process is very even and smooth running, the sheet metal is handled gently and undesirable material stresses and marring can be avoided.

Do you manufacture ventilation systems, lockers, cabinets or other products? Bring new energy to your production and get higher output with Forstner coil system.

Our multiple coil system will not mark the sheet metal and provides fully automatic changeover from one decoiler to another in less than one minute.

Thanks to Forstner's highly advanced technology for sheet straightening, interruption marring is avoided. Automatic material changeover has been standard for decades.

Using the run-out table, panels are automatically checked for flatness before integration and transfer to punching, bending or other processing machines.



The Austrian company Forstner has been making machinery for professional coil handling and sheet metal processing since 1960 – your guarantee for reliable equipment that will last.



Forstner Sheet Metal Service Centre

– making material handling simple for both you and your customers.

Are you a material supplier? We have intelligent and reliable machinery for medium-sized manufacturers of sheet metal and rolls. Our machines straighten, slit, cut and form sheet metal to the shape and size you want, both fast and efficiently for further distribution to in-house production, resellers or final customers.

Forstner Stacker-ST and Forstner AUG5000 can also be used to complement large scale manufacturing facilities for production of smaller batches or for recoiling from coil to coil. The machines are compact, easy to use and can be controlled from your desk.

Combine these machines and you will have a complete unit for smart and cost-effective material supplies.



Stacking systems.

Forstner offers a wide range of modules that make your panel processing easy. The **Forstner Stacker-ST** easily cuts your blanks or flat sheets to the desired length and stacks them on the hydraulic table that automatically lowers as the stack grows. Stacker-ST handles panels up to 3000x1500 mm (118x59") with a total loading capacity of up to 3 tonne (6,000 lbs). We have the innovations that make your work easier.



Cut costs by length and breadth.

Do you supply coils as a sub-contractor or for your own production? **Forstner AUG5000** is a master of dimensioning from coil to coil with a capacity for thicknesses up to 1.25 mm steel. This is perfect for example for suppliers of roofing, windows, doors and ventilation who need a compact and cost-effective production unit that will minimize waste, increase productivity and lessen storage needs.

Invest in a solution that will make your production more flexible, efficient and profitable. Forstner AUG5000 is a heavyweight in its class, and handles coils of up to 5 tonne (11,000 lbs) with a slitting speed of even up to 35 metres (115 feet) per minute.

Fast, precise and dynamic double folder.

Flexible handling manipulator for automated moving and flipping sheets.

3



Conveyor belt with absorption unit for smooth profile takeover.

Pick up desk for finished profiles.

The BASE. Automation for the future.

Welcome to The BASE – the completely automated unit for fully integrated production of sheet metal profiles and molding. The BASE (Bending And Slitting Engine) is the ultimate all-in-one-solution for manufacturing industries with high production flow.

Through combining our best standard machines on the market into a single unit and then adding the revolutionary nuIT control system, production is increased to levels you have never seen before.

The BASE can be equipped with up to 8 decoilers each with a capacity of 2–7 tonne (4,400–15,400 lbs). The haspels are designed and constructed to give the gentlest possible release and transfer to the Forstner nuSLIT cut-to-length, that slits and cuts the sheet to the required shape. The cutting mechanism can be programmed, making it possible to send cutting optimized instructions, from the software directly to nuSLIT, for maximum utilization of material and minimal waste.

The cut parts are fed onwards to the double folder ThalmannTD that automatically folds the now cut and shaped pieces according to the desired profiles. The BASE also takes care of labeling with profile data and individual notes such as packing. And using nuIT the production unit can be easily integrated with your other processes for lean production, efficient control and administration.

The BASE is operated by a single operator, from coil changeover to packing finished pieces. Automate your manufacturing in one single step. The fully automated production unit is now a reality.

2

Flexible decoiling.

Automated straightening, slitting and cut to length including step cut.



Production command center.

1

Fully integrated label printer.

1 nuIT Master integration system.

2 Forstner coil processing.

3 CIDAN handling system.

4 Thalmann TD double folder.

The most important advantages:

- ✓ Fully automated production unit for slitting, cutting, bending, marking and packing pieces, saves time and cuts costs.
- ✓ Handling everything from one-of-a-kind to large batches.
- ✓ Cutting optimization in real time for greater flexibility and maximum utilization of material.
- ✓ Semi-automatic mode also possible for manual settings.
- ✓ Operated by a single operator for lower staffing costs (better utilization of personnel resources).
- ✓ Defined working space without proximity to moving parts for greater safety.
- ✓ Makes lean production with integration of business systems possible for maximum flexibility, production planning, coordination, streamlining and overview.

	6 m BASE	8 m BASE
Steel, min/max material thickness	0.5–1.0 mm (24–18 ga)	0.5–1.0 mm (24–18 ga)
Aluminum, min/max material thickness	0.5–1.2 mm (24–18 ga)	0.5–1.2 mm (24–18 ga)
Stainless steel, min/max material thickness	0.5–0.8 mm (24–20 ga)	0.5–0.8 mm (24–20 ga)
Min segment/cutting	100 mm (3.9")	100 mm (3.9")
Max segment/cutting	1000 mm (40")	1000 mm (40")
Min length	1500 mm (59")	1500 mm (59")
Max length	6200 mm (244")	8050 mm (317")



Cut with a masterstroke!

CIDAN guillotine shears are the highest level of the art of engineering, designed by experts for ease of use and optimal results. If you are working with thicknesses of up to 4 millimetres we guarantee that a CIDAN RAPIDO or EVO DUO is the right machine for you.

These machines offer impressive power and will cut smoothly and accurately with dazzling results. Thanks to the guillotine shears' construction you avoid the pressure marks that may be caused by hydraulic shears. The holding beam distributes pressure evenly over the entire width of the metal so that pressure marks do not arise, which is particularly advantageous when handling soft materials such as aluminum. The close proximity of the holding beam to the cutting line, 32 and 34 millimetres respectively, also minimizes waste.

Designed with ergonomics in mind, CIDAN machines are very easy to service with readily accessible parts. The cut-off metal sheets are delivered to the front or the back of the machine depending on whether you require a space-saving machine or have large production volumes where easy transfer to the next work station is a priority. Energy consumption is low and you avoid high noise output in the work environment. Programming is simple with a minimal number of commands. CIDAN RAPIDO and EVO DUO are extremely easy to work with and you can configure them exactly according to your own requirements.

CIDAN guillotine shears

- ✓ Consistent excellent results for all materials and thicknesses.
- ✓ Minimize waste compared with hydraulic shears.
- ✓ Low energy consumption.
- ✓ Low noise output.
- ✓ Easy to service with accessible parts.





Biggest output – lowest noise...

CIDAN guillotine shear RAPIDO has a robust construction and will cut all thicknesses in the working interval without blade gap adjustment. You can now choose a RAPIDO with working width 1350 mm, 2600 mm or even 3200 mm. The machine is fully equipped from the standard model, and different back gauge lengths and sheet handling systems are easily added for smooth material handling.

Working with a RAPIDO is a pure joy. The table with scored measuring lines at 10 mm spacing and squaring arm on both sides make it easy to move sheets, and you will always get accurate angles. With telescopic table extension you have excellent support for sheets over 1.5 metres (59") in width. The elegant design of the hold down beam means you can make maximum use of the sheets and the LED lighting above the cutting line makes it easy to cut exactly as scored.

Gauge dimensions, quantity and all machine operations are easily set from the CutLink-control panel. No unnecessary commands, a minimum of keystrokes and the machine will do precisely what you want. The back gauge is designed for exact measurements and smooth movements. The back gauge motor is placed directly on the stop arm for low noise output and leaves a free area on the upper side of the machine.

RAPIDO maintains an impressive speed at 37 strokes per minute. The electric gear motor is very powerful and consumes energy only on each stroke. This shear's built-in ergonomics and low noise output provide a good and comfortable working environment. In addition, the machine is designed so that periodic maintenance and all service points are reached without hassle.

The most important advantages:

- ✓ Fast! 37 strokes per minute.
- ✓ Easy to use.
- ✓ Fully equipped as standard.
- ✓ Slender holding beam leads to minimal waste.
- ✓ CutLink – the simple, fast and precise control system.


Examples of options:

- ✓ Telescopic table extension.
- ✓ Pneumatic hold down beam.
- ✓ Squaring arm with or without T-groove and tilting stops.


	RAPIDO 13	RAPIDO 26	RAPIDO 32
Working length	1350 mm (53")	2600 mm (102")	3200 mm (126")
Steel, max sheet thickness	3.5 mm (10 ga)	2.5 mm (12 ga)	2.5 mm (12 ga)
Stainless steel, max sheet thickness	2 mm (14 ga)	1.6 mm (16 ga)	1.6 mm (16 ga)
Aluminum, max sheet thickness	5 mm (0.196")	3.7 mm (0.145")	3.7 mm (0.145")

...offers you most.

CIDAN RAPIDO has many smart features as standard and more can easily be added for still higher functionality.



RAPIDO has scored measuring lines at ten millimetre spacing and fixed squaring arm on both sides.



Telescopic table extension for RAPIDO to 800 mm (31.5") from cutting line.



Hold down beam only 32 mm (1.25") from the cutting line for minimal waste.



With a wagon as an alternative to fixed return plate you easily transfer cut material to another work station.



Sheet support in upper position, sufficient distance between the ball screws with space to pull through a 1250 mm (49") plate (not RAPIDO 13).



Sheet support in lower position for delivery of cut-off material to the front, operation controlled from CutLink.

Take control with CutLink!

RAPIDO and EVO DUO are equipped with CutLink, the control system developed by CIDAN. In CutLink you can program measurements and quantities for up to ten rows in sequence and can also save what you have programmed. In CutLink you also control the operation of the hold down beam, gauge reversal for clean cuts and much more. If you have a pneumatic hold down beam, this is also controlled from CutLink. With CutLink your cut pieces are only a couple of keystrokes away. You can choose whether to equip your guillotine shear with fixed return plate or finished piece delivery at rear of the machine. For handling large amounts of material, rear delivery is preferable for easier material throughput and better ergonomics.





Choose a machine with double the muscle.

The **CIDAN EVO DUO** guillotine shear is a muscle machine with double motors that spread power evenly along the entire cut. With EVO DUO you will easily cut sheets of thicknesses up to 4 mm (9 ga) (EVO DUO 32) or 2.5 mm (13 ga) (EVO DUO 41) with perfect results every time. This machine has a more powerful cutting beam than its predecessor and the blade gap adjustment is clear and easy to set. The distance between the rear of the hold down beam and the cutting line is only 34 mm for minimum waste. Pneumatic hold down beam is standard and gives excellent results even with sensitive materials.

The motorised back gauge (up to 1000 mm) is quickly positioned from the front of the machine with user-friendly control system CutLink. Configure your EVO DUO table exactly according to your production demands, and move or add components if your requirements change.

With EVO DUO you have an extremely strong machine with low noise output that consumes energy only during the actual stroke. Low running costs, low noise output and low environmental impact are all included as standard. EVO DUO gives you the optimal combination of user friendliness, power, precision and job satisfaction.

The most important advantages:

- ✓ Double synchronised motors that distribute power evenly throughout the machine.
- ✓ Wide working area 0.5–4 mm (EVO DUO 32).
- ✓ Clear and easy blade gap adjustment.
- ✓ Flexible table that can be configured exactly to your needs.
- ✓ CutLink – the simple, easy and precise control system.

Examples of options:

- ✓ Support arms with or without tilting stops.
- ✓ Adjustable squaring arm with easy-to-read graduated scale.
- ✓ Table pans at the correct length with steel balls facilitate handling sensitive or heavy materials.

	EVO DUO 32	EVO DUO 41
Working length	3200 mm (126")	4100 mm (161")
Steel, max sheet thickness	4 mm (9 ga)	2.5 mm (12 ga)
Stainless steel, max sheet thickness	2.25 mm (14 ga)	1.6 mm (16 ga)
Aluminum, max sheet thickness	5.5 mm (0.216")	3.7 mm (0.145")

EVO DUO – designed by you

Your EVO DUO table can be configured in many different ways. Table pans of varying lengths with or without steel balls. With steel balls the risk of sheets becoming "glued" to the table is eliminated, regardless of weight moving and

rotating are easy. Squaring arm, on left and/or right comes in various lengths up to and including 3 metres. Place the support arms to suit your needs. An adjustable squaring arm allows angled cutting with precision.




Simple and clear blade gap adjustment for varying thicknesses.



Rear delivery of cut pieces as alternative to return plate.



The position of the hold down beam only 34 mm from the cutting line means minimal waste.



Flexible table with T-groove. You choose the components yourself to meet your requirements.




Table pans of varying lengths with or without steel balls.



Squaring arm between 440mm and 3000mm, with or without T-groove and tilting stop.



The strategically positioned support arms facilitate handling. Cut piece support at the front of shear with T-groove and tilting stop, means the trimmings remain inside the machine.



EVO DUO has a 360° adjustable squaring arm with clear graduated scale for angled cutting (option).



Service friendly with easy access to control, electrical cabinet, electronics and air.



Ready for automated and problem-free manufacturing.

Fast, exact and reliable. CIDAN Machinery is proud to be a world-leading supplier of folders for manufacturing industries. Our machines are functional and user-friendly with innovations that offer greater versatility and can speed up your processes and increase your profitability. They easily produce anything from the simplest to the most complex products with only one tooling set, making set-up times far shorter. All our folders are operated by single operators or with the help of robots that handle and position material.

In our up-down folding Z-machines there is no need to flip sheets, which makes manual operating easier and robot operating faster. Using this folding technology both small and large batches can become very profitable and you will have optimal precision and excellent finish for your final details. Not least, you will be working with far less heavy lifting and with smoother handling of larger finished pieces. Make the most of these multisided developments where many ground breaking functions are standard.

CIDAN folders

- ✓ Produce the same high quality bending for all materials and thicknesses.
- ✓ Less material fatigue compared with press brake.
- ✓ Fold cut outs, without deforming holes.
- ✓ Can be equipped with gauge system according to your specifications.
- ✓ Give precision and repeatability, minimizing rejects.
- ✓ Avoid scratches and marks from tools, whether stainless steel or prepainted metal.
- ✓ Eliminate heavy lifting as metal is supported at the backgauge table.
- ✓ Reduce tooling changeovers, which speeds up the manufacturing process.
- ✓ Offer fast and easy programming of new finished details.
- ✓ Better ergonomics for healthier and happier operators.





As versatile as your profiles.

CIDAN FORMA Z is a powerful, versatile and efficient production resource that fulfils all criteria demanded of an industrial metal folder. The design of the folding beam allows straightforward folding upwards or downwards. The COMBI Beam rotation between two tooling set ups and the unique geometry give you unrivalled working space. The newly developed folding beam construction with automatic crowning along with automatic settings for bending centre and thickness, give unrivalled quality in all thicknesses. Tool locking is automatic for easy handling and greater safety. The back gauge can be raised or lowered automatically allowing greater flexibility in combination with the segmented lower beam rail. With the folding beam as gauge even non-parallel products can be folded. And with the vacuum grip attachment that automatically positions your material, working with this machine becomes streamlined, faster and efficient.

Get your production moving with maximum flexibility, precision, safety and ergonomics – with or without robots.

The most important advantages:

- ✓ For both large and smaller batches.
- ✓ Easy to run from gauge side.
- ✓ High precision and productivity with vacuum grip.
- ✓ Very suitable for robot operation.
- ✓ The front gauge allows folding non-parallel details.
- ✓ Ergonomic, safe and efficient.

	FORMA Z 32	FORMA Z 41
Working length	3200 mm (126")	4100 mm (161")
Steel, max sheet thickness*	3 mm (11 ga)	2 mm (14 ga)
Stainless steel, max sheet thickness**	2 mm (14 ga)	1.4 mm (15 ga)
Aluminum, max sheet thickness***	4.5 mm (0.177")	3.5 mm (10 ga)

Tensile strength* 400 N/mm² – **600 N/mm² – ***200 N/mm²

Up down
bending
technology



Speed, strength and versatility all in one.

CIDAN PRO Z is a real power package for semi-automatic running and small length batches that put high demands on flexibility and speed. The machine is specially designed for working with demanding and complex details where the powerful motors easily bend your material upwards and downwards with no need to flip the sheet.

With the segmented tools in both the folding beam and clamping beam a single operator can process complex details efficiently. Tool changes are fast and safe thanks to automatic locking, built-in tool storage and the new tool layout in the ProLink W control system. With the newly developed folding beam construction along with automatic crowning and setting of bending centre as well as sheet thickness you can achieve unrivalled bending quality in every thickness. PRO Z can also be equipped with our patented eccentric OED^{Pat Pending} that provides the same high-pressure power and capacity no matter tooling height without affecting maximum opening height. The low noise output and low energy consumption are also outstanding. Choose PRO Z for doubled versatility!

The most important advantages:

- ✓ Strength and speed united.
- ✓ Built for demanding bending of complex details.
- ✓ Excellent for small length batches.
- ✓ Front gauge allows bending of non-parallel details.
- ✓ Choose from a number of different tooling sets.
- ✓ Excellent precision and high repeatability.
- ✓ High precision and productivity with vacuum grip.

	PRO Z 32	PRO Z 41
Working length	3200 mm (126")	4100 mm (161")
Steel, max sheet thickness*	4 mm (9 ga)	3 mm (11 ga)
Stainless steel, max sheet thickness**	2.5 mm (12 ga)	1.9 mm (14 ga)
Aluminum, max sheet thickness***	6 mm (0.236")	4.5 mm (0.177")

Tensile strength* 400 N/mm² – **600 N/mm² – ***200 N/mm²



A workhorse with unrivalled flexibility.

CIDAN FX PLUS is strong, exact and almost impossible to wear out. With welded sides, clamping beam with eccentric drive and extra strong lower beam, this machine is optimized for the highest productivity levels, low maintenance costs and problem-free running, year in and year out. The straight rail is divided into 3–5 segments allowing quick and easy changing and lowering replacement costs in the event of damage. The machine has three different folding rail widths to choose from as standard and with the quick-change keyhole design you can change rails in a flash.

The FX PLUS offers 125 mm (4.9") high box tooling with fast locking. The box tooling gives more free space and you can fold profiles with very fine measurements. Changing from straight rail to box tooling takes only 6.3 seconds. On the panel you control not only the machine's operations but also sheet thickness settings and adjustment of bending centre. This means you can always achieve perfect radius and an almost unique precision for angles and measurements.

The ProLink W control system for FX PLUS makes programming easy, intuitive and fast. You have exact control, better overview, easier program storage and faster operating. Also automatic folding sequence calculations, collision control, easily managed material tables, tool memory and many more exclusive functions. CIDAN FX PLUS gives you an unrivalled combination of raw strength and flexibility.

The most important advantages:

- ✓ Stable well-balanced construction.
- ✓ Box tooling with fast locking, easy to reposition.
- ✓ Sheet thickness settings in the program.
- ✓ Adjustable bending centre.
- ✓ Extremely fast tooling changes with COMBI Beam.
- ✓ Foot switch with three pedals and moveable foot switch for greater safety.
- ✓ Large recesses in clamping beams.
- ✓ Easy to maintain.

	FX PLUS 26	FX PLUS 32	FX PLUS 41
Working length	2600 mm (102")	3200 mm (126")	4100 mm (161")
Steel, max sheet thickness*	2.5 mm (12 ga)	2 mm (14 ga)	2 mm (14 ga)
Stainless steel, max sheet thickness**	1.6 mm (16 ga)	1.2 mm (18 ga)	1.2 mm (18 ga)
Aluminum, max sheet thickness***	3.7 mm (0.145")	3 mm (0.125")	3 mm (0.125")

Tensile strength* 400 N/mm² – **600 N/mm² – ***200 N/mm²



From big batches to one-of-a-kind.

CIDAN FORMA metal folder reflects decades of experience and development in technology and design. FORMA is a “cross-over” that meets all the requirements for a really multifunctional machine for all your needs, from one-of-a-kind to batch production. This is a powerful and efficient production resource. FORMA metal folder is equipped with COMBI Beam as standard and can be equipped with Multifold as an option.

FORMA has a robust construction for decades of trouble-free operating. Thanks to the dual drive of the upper beam along with a new locking technology, CLS, for the clamping beam this machine gives you impressive clamping pressure resulting in exceptionally exact folding. There is a wide choice of tools and together with us you can design your own tooling setup to fit your production perfectly. Simplicity in programming and quick tool changes reduce set up time to a minimum for maximum efficiency and flexibility.

The FORMA control panel can be rotated and is easy to use from the gauging side of the machine. In combination with our J-shaped gauge system this allows the operator easier handling of the sheets, and in turn better ergonomics and greater efficiency.

The most important advantages:

- ✓ Stable construction.
- ✓ Programmed sheet thickness settings.
- ✓ Choose between three different heights for box tooling.
- ✓ C-tool for deeper profiles.
- ✓ Large selection of rails and tools.
- ✓ COMBI Beam as standard, Multifold as option.

	FORMA 31 Combi/Multifold	FORMA 41 Combi/Multifold
Working length	3100 mm (122")	4100 mm (161")
Steel, max sheet thickness*	3 mm (11 ga)	2.5 mm (12 ga)
Stainless steel, max sheet thickness**	1.9 mm (14 ga)	1.6 mm (16 ga)
Aluminum, max sheet thickness***	4.5 mm (0.177")	3.7 mm (0.145")
Tensile strength* 400 N/mm ² – **600 N/mm ² – ***200 N/mm ²		



Multi-talent.

CIDAN PRO is an extremely versatile folder. It has superior strength and comes fully equipped to fold complex details without a single tool change. With the segmented tools in the folding and lower beams and the segmented box tooling in the clamping beam, folding even the most complex details is easy, and the frequency drive contributes to greater hemming capacity. Programmed crowning of the folding rail allows exact and even folding radius for any material and sheet thickness.

All settings are controlled through ProLink W allowing graphic programming on the touch screen. Changing measurements and angles in earlier programs is fast and easy and setup times are extremely short. The integrated back gauge can be adjusted for controlling the machine from the rear when folding larger details, giving better ergonomics and one operator can easily operate details otherwise needing two operators.

CIDAN PRO comes with 35° straight rail, segmented lower beam, segmented folding beam 15 mm and 35 mm, both with fast locking systems as standard. Increase your production speed! With CIDAN PRO you will fold details far faster and with considerably superior precision compared with a press brake.

The most important advantages:

- ✓ Powerful and versatile folder.
- ✓ Almost unlimited possibilities for bending complex details.
- ✓ Choose from various models of box tooling at heights of up to 254 mm.
- ✓ Height adjustable back gauge.
- ✓ Reliability in every component gives you high repeatability for product by product.

	PRO 31	PRO 41
Working length	3100 mm (122")	4100 mm (161")
Steel, max sheet thickness*	4 mm (9 ga)	3 mm (11 ga)
Stainless steel, max sheet thickness**	2.5 mm (12 ga)	1.9 mm (14 ga)
Aluminum, max sheet thickness***	6 mm (0.236")	4.5 mm (0.177")

Tensile strength* 400 N/mm² – **600 N/mm² – ***200 N/mm²



Unique power package.

CIDAN MEGAPRO is extremely strong and robust and innovative features make it stronger and more efficient than any folding machine ever. The double frequency driven motors for upper and folding beams allow very fast operating. The upper beam opens as the folding beam returns, for simultaneous positioning prior to the next stage. The MEGAPRO is a powerful and robust machine built for strength yet nonetheless is very easy to use. With the help of the ProLink W control system the folding rail, folding centre and crowning are automatically adjusted according to sheet thickness with fantastic precision. The combination of the ProLink W control system, motorized back gauge and foot pedal control furthermore allows the operator to handle sheets up to 4 metres in length at the width of the entire machine. Automatic tool locking is standard. Choose MEGAPRO for handling everything from simple fittings to vessel sections or other larger elements. This is where power, speed, integrated technology and precision are brought together in a smart and user friendly machinery.

The most important advantages:

- ✓ Extremely powerful folder.
- ✓ Segmented tools in clamping beam and bending beam allow bending of complex details.
- ✓ Even radius and high precision thanks to adjustable bending centre and built-in crowning.
- ✓ ProLink W controls all the functions for an optimal result and best capacity utilization.
- ✓ Even large and heavy products can be handled by a single operator.

	MEGAPO 31	MEGAPO 41
Working length	3100 mm (122")	4100 mm (161")
Steel, max sheet thickness*	6 mm (0.236")	5 mm (0.196")
Stainless steel, max sheet thickness**	3.8 mm (0.149")	3.2 mm (0.125")
Aluminum, max sheet thickness***	9 mm (0.354")	7.5 mm (0.295")

Tensile strength* 400 N/mm² – **600 N/mm² – ***200 N/mm²



Save time, money and the environment using our control system.

With **ProLink W** you have every possibility to achieve exact and fast control of your folder. You choose whether to use a stored profile, draw your own or enter the measurements with classic line programming. ProLink W suggests bending sequence, checks for collisions, calculates cutting measurements and gives you all the data you need for bending. The program has a built-in material library that calculates machine parameters from material properties, metal thickness and length of finished piece. From the screen you can follow the bending process and get all the instructions needed for a successful result. Save the tooling set-up you have chosen and

the next operator can easily carry on where you left off. Of course you can construct your programs off-line, test for possible collisions, change the bending sequence and then upload to the machine's control system. In this way you can have greater utilization of the machine's capacity.

ProLink W is Windows based and can be linked to your network. You can also upload programs using bar code readers. From nuProduction, profiles can be dimensioned directly in your system and you can even upload most file formats and construct bending programs this way.



Draw your own profile and set the measurements, angles and values for radial bending.



This function automatically calculates bending sequence, analyses possible collisions and provides information in graphic display for the operator.



The operator follows progress on the screen and receives instructions for the following operation.

Optimize production processes with unlimited communication.

ProLink W – now even more user-friendly.

ProLink W is extremely user-friendly and easy to learn. We work together with the software developer AutoPOL and we have now taken a stride forward and upgraded the possibilities for file import for even easier integration of the machine in your daily work. With this upgrade you can import 3D-models and develop them further. From there our software will take the actual bend allowances from the machine and unfold a DXF file for the pre formed part to be cut on a punch, laser or other cutting machine. This ensure the correct blank size which means faster turnaround for small batch runs. Not only is ProLink W fully integrated in the planning system nuIT for smart profile production, it supports most CAD formats and can be easily integrated with ERP/PPS for automating your business processes.



nuMonitor – complete overview of your machine park performance.

We can also offer you a complete overview of your machine park and your production flow through **nuMonitor**. With nuMonitor all machine and production data are compiled and sent on to operating technicians, production managers, finance department or your business system – wherever the information can be useful.

To make maximum use of the information it can be sent to CIDAN Machinery for fast identification of possible faults, service required and optimizing your machine resources.

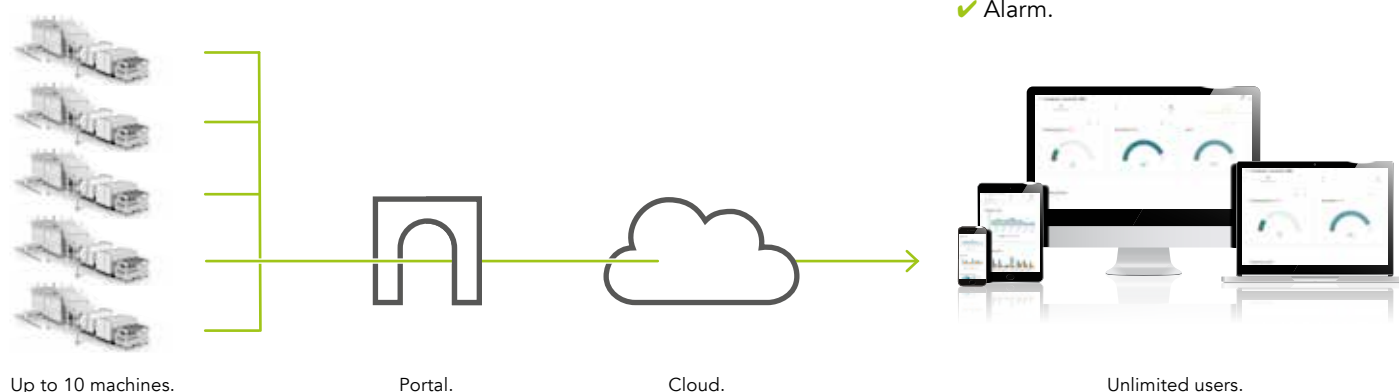
nuMonitor is open software that works independently of the machines and control system you are using in your production. As user you subscribe to overview up to ten machines per license, with unlimited users. The path to maximum output from your machine park goes through nuMonitor.

Production data

- ✓ Identification of bottlenecks in your production.
- ✓ Number of details each unit produces.
- ✓ Level of capacity utilization.
- ✓ Downtime.

Machine data

- ✓ Energy consumption.
- ✓ Service requirements.
- ✓ Fault codes.
- ✓ Alarm.





Our back gauge system – your workplace.

Our patented back gauge is extremely versatile and expandable up to 4300 mm (169") working depth with modules. The base unit is U-shaped with gauge depth 1550/1050/1550 mm (61/41/61").

With additional modules you can design L-, J- or U-shaped back gauges according to your specific needs. The module system can make 141 different combinations of back gauge system, so a fully customized gauge system is totally possible today. The back gauge can also be made height adjustable. With a height adjustable back gauge you can make maximum use of your Multifold machine.

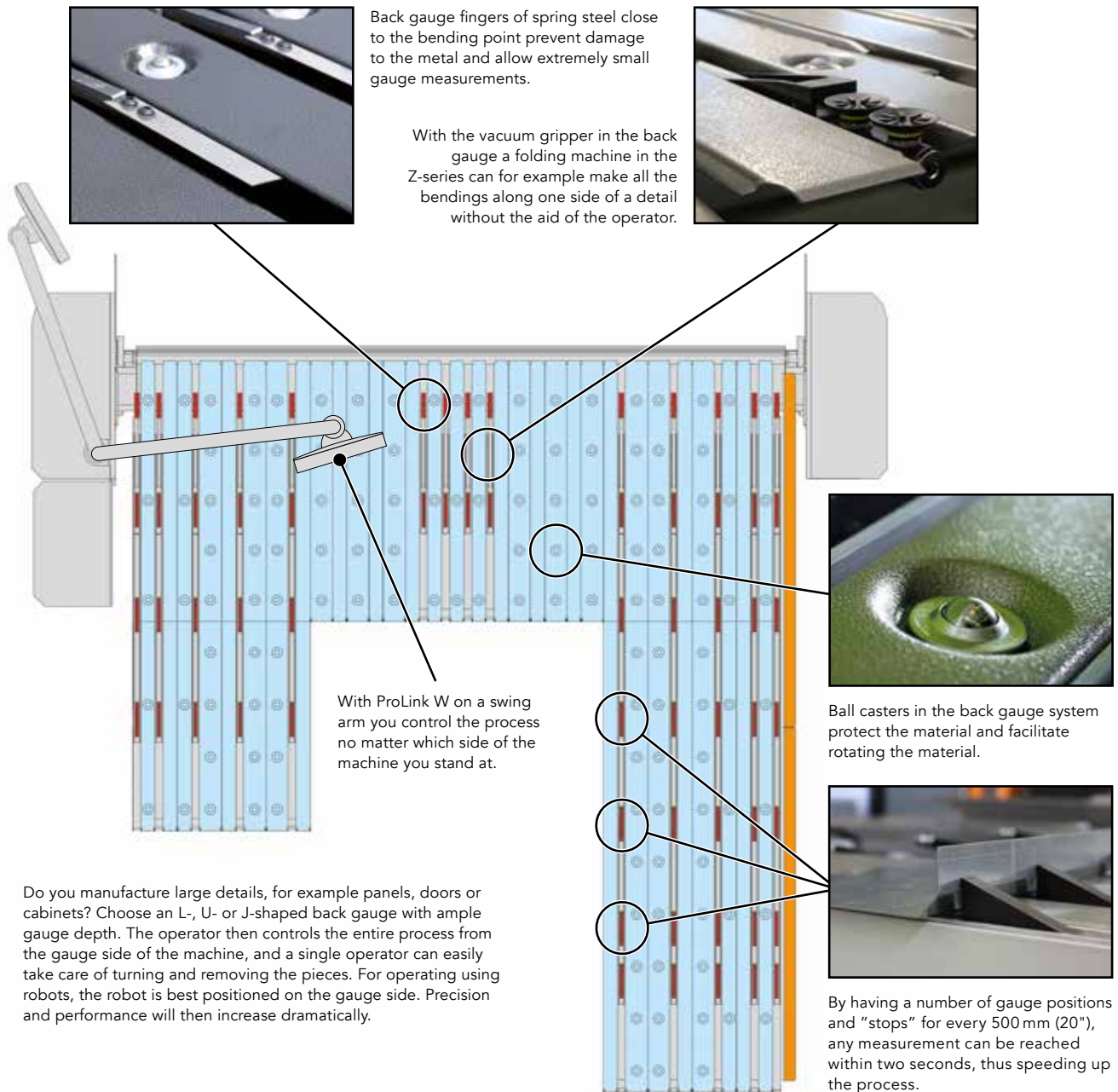
The back gauge system is equipped with servo motor, ball screws and linear guides for optimal efficiency and precision. Every position will be exactly the same, time after time.

The AGS back gauge system has 12, 14 or 16 abutment rails as standard depending on the working width of the machine. The rails can be made moveable horizontally for greater versatility and you can also add more rails as required. The fast gauge positioning, each repositioning takes under two seconds, allows higher productivity and in turn lowers costs for each bending operation. The front back gauge fingers are made from spring steel as standard. All back gauge fingers can be folded down to the table from the control system. The work piece can then be rotated with no risk of damage.

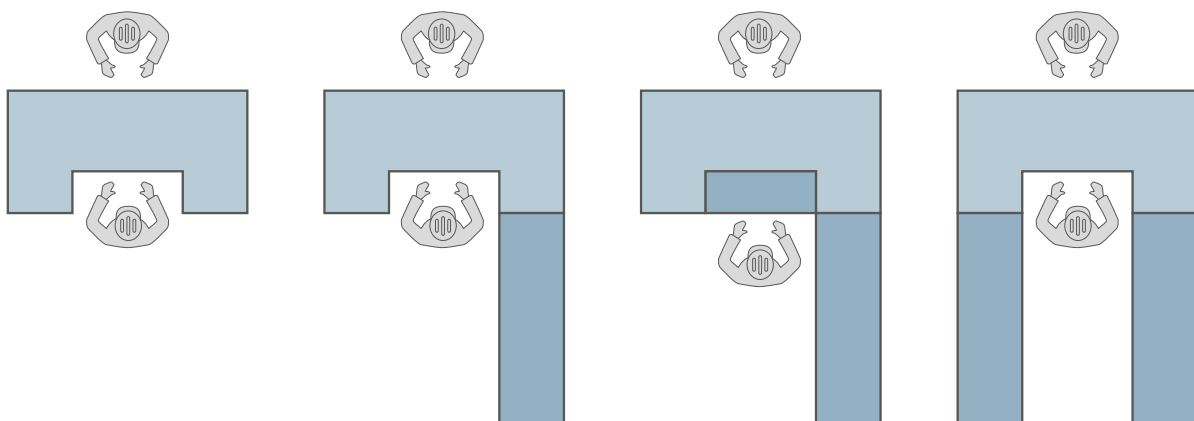
The CIDAN back gauge system has unrivalled accuracy. Thanks to the close positioning of the back gauge fingers you can carry out operations faster and easier. AGS gives you maximum freedom and flexibility.

The most important advantages:

- ✓ Constructed according to your own requirements.
- ✓ Fast servo motors and linear guides for greatest possible speed and accuracy.
- ✓ Standard unit easily expanded with additional sections as required.
- ✓ 12, 14 or 16 gauge rails according to machine width.
- ✓ Height adjustable for all Multifold models.



With the right back gauge your production will run like a self playing piano.



You'll find us wherever we are needed.

The CIDAN Machinery Group markets CIDAN, Forstner and nuIT. Our products are sold through dealers and agents in more than 100 countries. For over 110 years CIDAN Machinery has been making sheet metal machinery and today we offer a wide range of solutions and products for the sheet metal, construction and manufacturing industries. All CIDAN machines are

made in the CIDAN Machinery factory in Sweden. Machines for professional processing of coils are made in Austria by CIDAN Machinery Austria GmbH, formerly known as Forstner GmbH, with over 60 years of experience. All our machines are based on our own innovative solutions and patents. Our goal is to offer flexible, easy-to-use machinery of the highest quality.



- CIDAN Machinery Group sites
- Dealers

Sweden, Production, Sales & Service

CIDAN Machinery Sweden AB
P.O. Box 28, SE-533 21 Götene
Phone +46 (0)511 24520
info@cidanmachinery.com

United Kingdom, Sales & Service

CIDAN Machinery UK
Sweden House, 5 Upper Montagu Street, London W1H 2AG
Phone +44(0)786 9 025 134
info@cidanmachinery.com

USA, Sales & Service

CIDAN Machinery Inc.
665 Highway 74 South, Suite 350, Peachtree City, GA 30269
Phone +1 770-692-7230
infoCIDAN@cidanmachinery.com

Austria, Production, Sales & Service

CIDAN Machinery Austria GmbH
Studa 9, 6800 Feldkirch
Phone +43 5522 74 309
office@forstnercoil.at

Austria, nuIT

Cernystraße 3, 3105 St. Pölten
Phone +43 2742 / 27 408
office@nu-it.at

Denmark, Sales & Service

Phone +46 (0) 511 245 20

China, Sales & Service

CIDAN Machinery Shanghai Co, Ltd.
No.1155 Yuanda Road Anting Town Jiading District, Shanghai, 201805
Phone +86(0) 21-39 50 11 08
info@cidanmachinery.cn

CIDAN
CIDAN MACHINERY GROUP

CIDAN

Göteneds

FORSTNER

nuIT