



SOLUZIONI PER IL RECYCLING
SOLUTIONS FOR RECYCLING



BUTTI

PENSATO PER DURARE



BUTTI

PENSATO PER DURARE

RECYCLING E PULIZIA | RECYCLING AND CLEANING

08



MOVIMENTAZIONE E STOCCAGGIO | HANDLING AND STORAGE

31



- 08** SCOPE INDUSTRIAL | *INDUSTRIAL BROOMS*
- 10** KIT "SISTEMA DI RIDUZIONE POLVERE" | *KIT "DUST REDUCTION SYSTEM"*
- 11** SCOPE PALA | *BLADE BROOMS*
- 12** SCOPE UNIVERSAL | *UNIVERSAL BROOMS*
- 14** SCOPE ECO STRONG | *ECO STRONG BROOMS*
- 16** SCOPE ECO UNIVERSAL | *ECO UNIVERSAL BROOMS*
- 19** SCOPE MAGNETICHE | *MAGNETIC BROOMS*
- 20** PORTA "BIG-BAG" | *"BIG-BAG" CONTAINER*
- 21** TRAMOGGIA PORTA "BIG-BAG" | *"BIG-BAG" HOPPER*
- 22** MACCHINE SPACCAMOTORI E POSTAZIONI SINGOLE | *ENGINE CRUSHER AND SINGLE POSITION*
- 24** CESCOIA CAIMAN | *CAIMAN SHEARS*
- 25** PRESSA PER CARTA E CELLOPHANE "PRES TEK" | *"PRESS TEK" PAPER AND CELLOPHANE MACHINE*
- 26** MACCHINE PELACAVI | *CABLE STRIPPING MACHINE*
- 27** ROLL CONTAINER PER CARTONE | *ROLL CONTAINER FOR PAPERBOARD*
- 27** CONTENITORE PER BATTERIE ESAUSTE | *CONTAINER FOR EXHAUSTED BATTERIES*
- 28** KIT PRONTO INTERVENTO E BIDONI, ASSORBENTI | *FIRST REACTION KIT AND BINS, ABSORBENT*
- 29** SPARGISALE | *SALT SPREADER*
- 30** POMPE A PRESSIONE | *PRESSION SPRAYERS*
- 30** TAGLIAFUSTI E CHIAVE PER FUSTI | *DRUMS DEHEADER AND KEY FOR DRUMS*
- 30** CISTERNA MULTIUSO NUOVA E RIGENERATA | *MULTI-PURPOSE TANK NEW AND REGENERATED*

- 31** SCAFFALATURE INDUSTRIALI E SCAFFALATURE PORTA PALLET | *INDUSTRIAL SHELVINGS AND PROFESSIONAL PALLET RACKING*
- 34** CONTENITORI RIBALTABILI "PERTUTTO" | *TIPPING CONTAINERS "PERTUTTO"*
- 35** CONTAINER MULTIBENNA | *MULTIBENNA CONTAINER*
- 36** CONTENITORI IN METALLO, IN POLIETILENE E IN RETE | *METAL, POLYETHYLENE AND MESH CONTAINERS*
- 38** BRACHE IN POLIESTERE E CRICCHETTI | *POLYESTER FLAT WEBBING SLINGS AND RATCHET STRAP*

BUTTI

PROGETTIAMO CON ESPERIENZA, COSTRUIAMO CON PROFESSIONALITÀ

Progettiamo e realizziamo attrezzature per movimentare e contenere ogni tipo di materiale, rendendo più veloce e sicuro il lavoro in vari settori.

Possiamo proporre le soluzioni innovative che ci differenziano perché non ci siamo mai accontentati di limitarci a "produrre", ma abbiamo sempre dato grande importanza alla fase di progetto.

Il nostro catalogo non offre solo i prodotti che il mercato richiede, ma punta soprattutto a proporre soluzioni ad esigenze che ancora non hanno una risposta: la nostra forza è la continua innovazione, la costante ricerca di qualità, la grande flessibilità tecnica e commerciale che ci pone come interlocutore privilegiato per le aziende che cercano soluzioni efficaci ed immediate.



WE DESIGN WITH EXPERIENCE, WE BUILD WITH PROFESSIONALISM

We design and manufacture equipment to handle and contain all types of materials, making work faster and safer in various sectors.

We can propose innovative solutions that differentiate us because we have never contented ourselves with merely "producing", but we have always given great importance to the project phase.

Our catalogue does not only offer the products that the market requires, but aims above all to offer solutions to needs that do not have an answer yet: our strength is the continuous innovation, the constant research for quality, the great technical and commercial flexibility that makes us a privileged interlocutor for companies looking for effective and immediate solutions.

I NOSTRI CONTATTI | OUR CONTACTS:

Via Mayer 13 - 24034 Cisano Bergamasco (BG) - Italy | Tel. +39 035 787300 - +39 035 787005 - Fax +39 035 787322 | butti@butti.it - www.butti.it



35 ANNI DI ESPERIENZA

MODERNO STABILIMENTO SU UN'AREA DI 10.000 METRI QUADRI

REPARTO INTERNO RICERCA E SVILUPPO

MAGAZZINO CON PRODOTTI IN PRONTA CONSEGNA

REPARTO INTERNO LAVORAZIONE E REALIZZAZIONE PRODOTTI FINITI

REPARTO INTERNO MARKETING E COMUNICAZIONE

NORMATIVE DI RIFERIMENTO: D.LGS 81/2008 - EN 14502-1 - EN13155

RIFERIMENTI DEI NOSTRI COLORI RAL STANDARD:

BLU RAL 5010, ROSSO RAL 3000, VERDE RAL 6029, GRIGIO RAL 7011

NB: Le immagini dei prodotti sono puramente indicative e potrebbero pertanto non essere perfettamente rappresentative delle caratteristiche del prodotto.
La BUTTI si riserva la facoltà di modificare in qualsiasi momento e senza alcun preavviso l'esecuzione e le dimensioni dei prodotti illustrati.



DOVE SIAMO | OUR LOCATION:

Ci trovate tra Lecco e Bergamo, facilmente raggiungibili da Monza e Milano | You can find us between Lecco and Bergamo, easily reachable from Monza and Milan

IL NOSTRO LAVORO MIGLIORA IL VOSTRO LAVORO

Le tre linee di prodotto che proponiamo affrontano settori diversi – edilizia, industria, recycling – ma hanno in comune la necessità di strutture solide ed affidabili. La nostra trentennale esperienza ci consente di impostare le linee di produzione assicurando un costante controllo, dal progetto alla finitura. Per questo motivo i nostri prodotti non sono un costo per l'azienda, ma un investimento per migliorare sicurezza e produttività.

OUR WORK IMPROVES YOUR WORK

The three product lines we offer address different sectors - construction, industry, recycling - but they have in common the need of solid and reliable structures. Our thirty years of experience allow us to set up production lines ensuring constant control, from design to finishing. For this reason, our products are not a cost for the company, but an investment to improve safety and productivity.



35 YEARS OF EXPERIENCE

A MODERN PLANT ON AN AREA OF 10,000 SQUARE METERS

INTERNAL RESEARCH AND DEVELOPMENT DEPARTMENT

WAREHOUSE WITH PRODUCTS READY ON STOCK

INTERNAL DEPARTMENT FOR PROCESSING AND CONSTRUCTION OF FINISHED PRODUCTS

INTERNAL MARKETING AND COMMUNICATION DEPARTMENT

REFERENCE REGULATIONS: D.LGS 81/2008 - EN 14502-1 – EN13155

REFERENCES OF OUR STANDARD RAL COLORS:

BLUE RAL 5010, RED RAL 3000, GREEN RAL 6029, GRAY RAL 7011



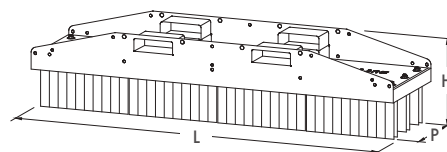
NB: The product pictures are purely indicative and may not exactly represent the product features. BUTTI reserves the right to modify, at any time and without notice, the execution and the sizes of the products shown.



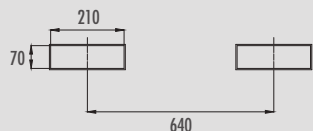
YOUTUBE VIDEO

SCOPE INDUSTRIAL COMPACT
INDUSTRIAL BROOM COMPACT

| MODELLO MODEL | DIMENSIONI DIMENSIONS mm | | | N° FILI No. OF WIRES | FILE ROWS | TARA TARE kg | SPAZZOLE BRUSHES |
|------------------|----------------------------|-----|-----|-------------------------|--------------|--------------------|--|
| | L | P | H | | | | |
| 863C20 | 2000 | 500 | 440 | 16800 | 3 x 2 | 212 | Acciaio alta qualità High quality steel |

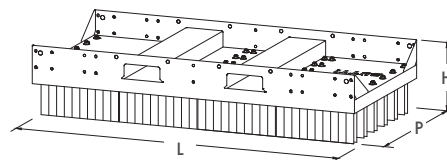


QUOTE SEDI FORCHE INTERNE | INTERNAL FORK SEATS DIMENSIONS

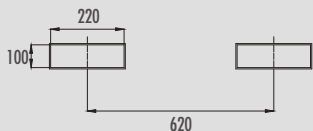


SCOPE INDUSTRIAL CLASSIC
INDUSTRIAL BROOM CLASSIC

| MODELLO MODEL | DIMENSIONI DIMENSIONS mm | | | N° FILI No. OF WIRES | FILE ROWS | TARA TARE kg | SPAZZOLE BRUSHES |
|------------------|----------------------------|------|-----|-------------------------|--------------|--------------------|---------------------|
| | L | P | H | | | | |
| 865C20 | 2000 | 1000 | 430 | 33600 | 6 x 2 | 380 | Acciaio Steel |

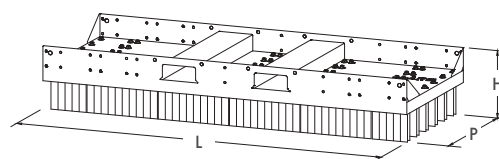


QUOTE SEDI FORCHE INTERNE | INTERNAL FORK SEATS DIMENSIONS

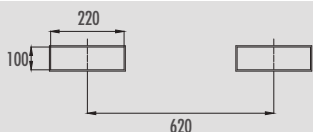


SCOPE INDUSTRIAL LARGE
INDUSTRIAL BROOM LARGE

| MODELLO MODEL | DIMENSIONI DIMENSIONS mm | | | N° FILI No. OF WIRES | FILE ROWS | TARA TARE kg | SPAZZOLE BRUSHES |
|------------------|----------------------------|------|-----|-------------------------|--------------|--------------------|--|
| | L | P | H | | | | |
| 865C25 | 2500 | 1000 | 430 | 42000 | 6 x 2 | 476 | Acciaio alta qualità High quality steel |

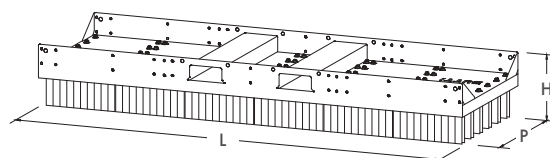


QUOTE SEDI FORCHE INTERNE | INTERNAL FORK SEATS DIMENSIONS

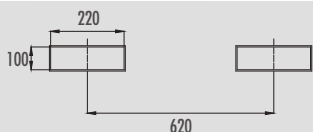


SCOPE INDUSTRIAL EXTRALARGE
INDUSTRIAL BROOM EXTRALARGE

| MODELLO MODEL | DIMENSIONI DIMENSIONS mm | | | N° FILI No. OF WIRES | FILE ROWS | TARA TARE kg | SPAZZOLE BRUSHES |
|------------------|----------------------------|------|-----|-------------------------|--------------|--------------------|--|
| | L | P | H | | | | |
| 865C30 | 3000 | 1000 | 430 | 50400 | 6 x 2 | 566 | Acciaio alta qualità High quality steel |



QUOTE SEDI FORCHE INTERNE | INTERNAL FORK SEATS DIMENSIONS



////// KIT SPAZZOLE DI RICAMBIO
REPLACEMENT KIT

- FACILI E VELOCI DA SOSTITUIRE E MONTARE
EASY AND FAST TO REPLACE AND MOUNT



Kit Butti: lunghezza 50 cm - lenght 50 cm
in acciaio di alta qualità per tutti i modelli di scope Butti.
in high quality steel for every Butti's brooms model.


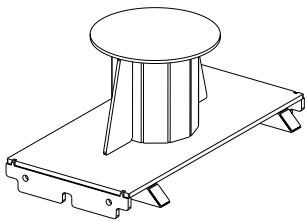
Su richiesta si producono kit di ricambio in acciaio di alta qualità per tutti i modelli di scope non prodotte dalla Butti.
Replacement brush kits in high quality steel are produced on request for every brooms models not produced by Butti.

////// ATTACCO PER PALA GOMMATA
ATTACHMENT FOR WHEEL LOADER



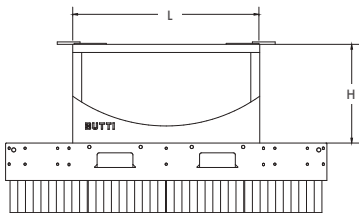
////// ATTACCO RAGNO
ATTACHMENT FOR POLYP GRAB

| MODELLO MODEL | DIMENSIONI DIMENSIONS mm | | |
|---|---|------------------------------|------------------------------|
| | Ø disco antiscivolo Ø anti-slip disc | Ø presa utile - usefull grip | H presa utile - usefull grip |
| 868ARH3005B Compact | 400 | 270 | 300 |
| 868ARH3010B Classic Large Extralarge | 400 | 270 | 300 |



////// ATTACCO FORCA PINZA PER MODELLI CLASSIC, LARGE E EXTRALARGE
CLAMP ATTACHMENT FOR CLASSIC, LARGE AND EXTRALARGE MODELS

| MODELLO MODEL | DIMENSIONI DIMENSIONS mm | | |
|------------------|----------------------------|-----|----------------------|
| | L | P | H utile - usefull |
| 868F0750B | 1150 | 925 | 600 |



////// LAME REGOLABILI IN ACCIAIO PER SPINTA MATERIALI PER MODELLI CLASSIC, LARGE E EXTRALARGE
ADJUSTABLE STEEL BLADES TO PUSH SCRAP FOR CLASSIC, LARGE AND EXTRALARGE MODELS

| MODELLO MODEL | DIMENSIONI DIMENSIONS mm | |
|------------------|----------------------------|-----|
| | L | H |
| 868LR420B | 2000 | 400 |
| 868LR425B | 2500 | 400 |
| 868LR430B | 3000 | 400 |
| 868LR620B | 2000 | 600 |
| 868LR625B | 2500 | 600 |
| 868LR630B | 3000 | 600 |



- REGOLABILI
ADJUSTABLE
- A richiesta:
lame robuste e regolabili
SPESSORE 15 mm
On demand:
robust and adjustable blades
15 mm THICKNESS

• SISTEMA RIDUZIONE POLVERE
DUST REDUCTION SYSTEM

/// KIT "SISTEMA DI RIDUZIONE POLVERE" - DRS PER SCOPE INDUSTRIAL MODELLI CLASSIC, LARGE E EXTRALARGE
KIT "DUST REDUCTION SYSTEM" - DRS FOR INDUSTRIAL BROOM MODEL CLASSIC, LARGE AND EXTRALARGE

| MODELLO MODEL | VOLUME lt | MODELLO SCOPE BROOM MODEL |
|------------------|--------------|------------------------------|
| 868C0320 | 300 | Industrial Classic |
| 868C0325 | 300 | Industrial Large |
| 868C0330 | 300 | Industrial Extralarge |



/// Il sistema di riduzione polvere è un kit composto da una cisterna da 300 litri con rubinetto e raccordi in ottone, irrigatore in inox. Come protezione del sistema è previsto il montaggio di una lama regolabile.

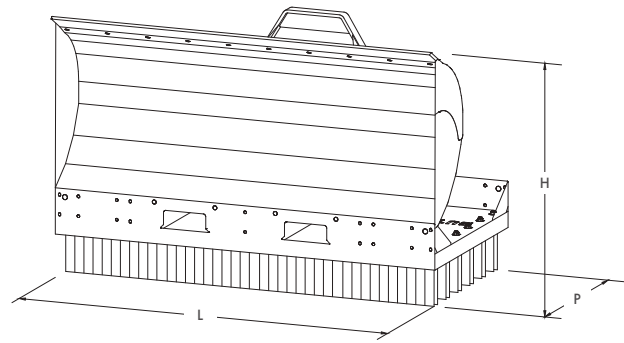
The "dust reduction system" kit is composed of a 300 lt watertank with brass discharge valve and connection, stainless steel sprinkler. An adjustable blade is to be installed as a protection of the system.





////// SCOPA PALA UTILIZZABILE CON CARRELLO ELEVATORE CON PIASTRA ROTANTE PER FORCHE, RASCHIANTE INTERCAMBIABILE
 BLADE BROOM USABLE WITH FORKLIFT ROTATING FORK CLAMP, INTERCHANGEABLE SCRAPER

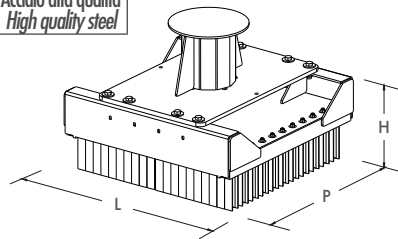
| MODELLO MODEL | DIMENSIONI DIMENSIONS mm | | | N° FILI No. OF WIRES | FILE ROWS | TARA TARE kg | SPAZZOLE BRUSHES |
|-----------------------|----------------------------|------|------|-------------------------|--------------|-----------------|--|
| | L | P | H | | | | |
| 865SP20 Classic | 2000 | 1000 | 1290 | 33600 | 6 x 2 | 675 | Acciaio alta qualità High quality steel |
| 865SP25 Large | 2500 | 1000 | 1290 | 42000 | 6 x 2 | 835 | Acciaio alta qualità High quality steel |
| 865SP30 Extralarge | 3000 | 1000 | 1290 | 50400 | 6 x 2 | 1000 | Acciaio alta qualità High quality steel |



////// SCOPA RAGNO INDUSTRIAL **NUOVO MODELLO**
 INDUSTRIAL BROOM FOR POLYP GRAB **NEW MODEL**

| MODELLO MODEL | DIMENSIONI DIMENSIONS mm | | | N° FILI No. OF WIRES | FILE ROWS | TARA TARE kg | SPAZZOLE BRUSHES |
|------------------|----------------------------|------|-----|-------------------------|--------------|-----------------|--|
| | L | P | H | | | | |
| 865C10AR | 1000 | 1100 | 770 | 33600 | 12 x 2 | 500 | Acciaio alta qualità High quality steel |

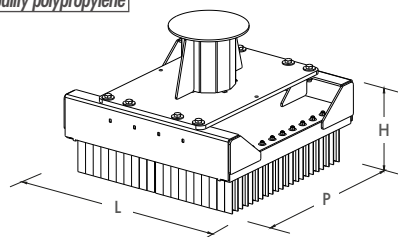
*dimensioni presa - vedi cod. 868ARH3010B pag. 9
 *attachment socket dimensions- see cod. 868ARH3010B pg. 9



////// SCOPA RAGNO ECO STRONG **NUOVO MODELLO**
 ECO STRONG BROOM FOR POLYP GRAB **NEW MODEL**

| MODELLO MODEL | DIMENSIONI DIMENSIONS mm | | | N° FILI No. OF WIRES | FILE ROWS | TARA TARE kg | SPAZZOLE BRUSHES |
|------------------|----------------------------|------|-----|-------------------------|--------------|-----------------|--|
| | L | P | H | | | | |
| 866S1010AR | 1000 | 1100 | 770 | 28800 | 12 x 2 | 400 | Polipropilene alta qualità High quality polypropylene |

*dimensioni presa - vedi cod. 868ARH3010S pag. 15
 *attachment socket dimensions- see cod. 868ARH3010S pg. 15

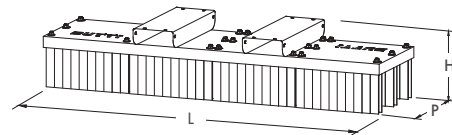




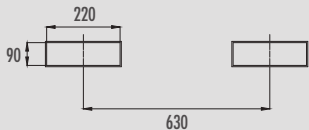
YOUTUBE VIDEO

SCOPE UNIVERSAL COMPACT
UNIVERSAL BROOM COMPACT

| MODELLO MODEL | DIMENSIONI DIMENSIONS mm | | | N° FILI No. OF WIRES | FILE ROWS | TARA TARE kg | SPAZZOLE BRUSHES |
|------------------|----------------------------|-----|-----|-------------------------|--------------|--------------------|--|
| | L | P | H | | | | |
| 863UC20 | 2000 | 500 | 370 | 16800 | 3 x 2 | 161 | Acciaio alta qualità High quality steel |

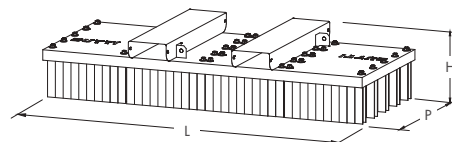


QUOTE SEDI FORCHE INTERNE | INTERNAL FORK SEATS DIMENSIONS



SCOPE UNIVERSAL CLASSIC
UNIVERSAL BROOM CLASSIC

| MODELLO MODEL | DIMENSIONI DIMENSIONS mm | | | N° FILI No. OF WIRES | FILE ROWS | TARA TARE kg | SPAZZOLE BRUSHES |
|------------------|----------------------------|-----|-----|-------------------------|--------------|--------------------|--|
| | L | P | H | | | | |
| 865UC20 | 2000 | 800 | 380 | 28000 | 5 x 2 | 268 | Acciaio alta qualità High quality steel |

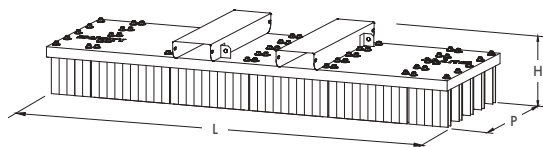


QUOTE SEDI FORCHE INTERNE | INTERNAL FORK SEATS DIMENSIONS

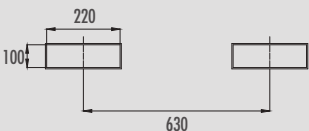


SCOPE UNIVERSAL LARGE
UNIVERSAL BROOM LARGE

| MODELLO MODEL | DIMENSIONI DIMENSIONS mm | | | N° FILI No. OF WIRES | FILE ROWS | TARA TARE kg | SPAZZOLE BRUSHES |
|------------------|----------------------------|-----|-----|-------------------------|--------------|--------------------|--|
| | L | P | H | | | | |
| 865UC25 | 2500 | 800 | 380 | 35000 | 5 x 2 | 318 | Acciaio alta qualità High quality steel |



QUOTE SEDI FORCHE INTERNE | INTERNAL FORK SEATS DIMENSIONS



////// KIT SPAZZOLE DI RICAMBIO
REPLACEMENT KIT

- FACILI E VELOCI DA SOSTITUIRE E MONTARE
EASY AND FAST TO REPLACE AND MOUNT

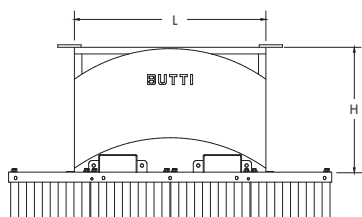


Kit Butti: lunghezza 50 cm - lenght 50 cm
in acciaio di alta qualità per tutti i modelli di scope Butti.
in high quality steel for every Butti's brooms model.

Su richiesta si producono kit di ricambio in acciaio di alta qualità per tutti i modelli di scope non prodotte dalla Butti.
Replacement brush kits in high quality steel are produced on request for every brooms models not produced by Butti.

////// ATTACCO FORCA PINZA PER MODELLI CLASSIC E LARGE
CLAMP ATTACHMENT FOR CLASSIC AND LARGE

| MODELLO MODEL | DIMENSIONI DIMENSIONS mm | | |
|------------------|----------------------------|-----|----------------------|
| | L | P | H utile - usefull |
| 868F0750U | 1150 | 790 | 600 |



////// LAME REGOLABILI IN ACCIAIO PER SPINTA MATERIALI PER MODELLI CLASSIC E LARGE
ADJUSTABLE STEEL BLADES TO PUSH SCRAP FOR CLASSIC AND LARGE

- REGOLABILI
ADJUSTABLE

| MODELLO MODEL | DIMENSIONI DIMENSIONS mm | |
|------------------|----------------------------|-----|
| | L | H |
| 868LR420B | 2000 | 400 |
| 868LR425B | 2500 | 400 |

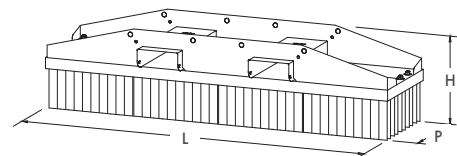




YOUTUBE VIDEO

SCOPE ECO STRONG COMPACT
ECO STRONG BROOM COMPACT

| MODELLO MODEL | DIMENSIONI DIMENSIONS mm | | | N° FILI No. OF WIRES | FILE ROWS | TARA TARE kg | SPAZZOLE BRUSHES |
|------------------|----------------------------|-----|-----|-------------------------|--------------|-----------------|--|
| | L | P | H | | | | |
| 866S0520 | 2000 | 500 | 470 | 24000 | 5 x 2 | 146 | Polipropilene alta qualità High quality polypropylene |

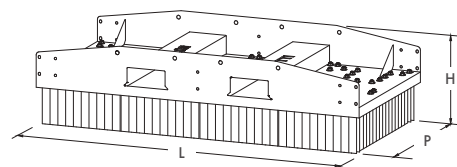


QUOTE SEDI FORCHE INTERNE | INTERNAL FORK SEATS DIMENSIONS



SCOPE ECO STRONG CLASSIC
ECO STRONG BROOM CLASSIC

| MODELLO MODEL | DIMENSIONI DIMENSIONS mm | | | N° FILI No. OF WIRES | FILE ROWS | TARA TARE kg | SPAZZOLE BRUSHES |
|------------------|----------------------------|------|-----|-------------------------|--------------|-----------------|--|
| | L | P | H | | | | |
| 866S1020 | 2000 | 1000 | 500 | 43800 | 8 x 2 | 272 | Polipropilene alta qualità High quality polypropylene |

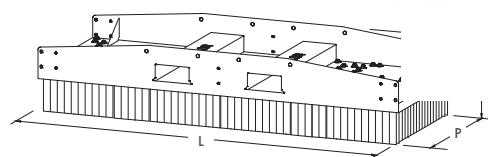


QUOTE SEDI FORCHE INTERNE | INTERNAL FORK SEATS DIMENSIONS



SCOPE ECO STRONG LARGE
ECO STRONG BROOM LARGE

| MODELLO MODEL | DIMENSIONI DIMENSIONS mm | | | N° FILI No. OF WIRES | FILE ROWS | TARA TARE kg | SPAZZOLE BRUSHES |
|------------------|----------------------------|------|-----|-------------------------|--------------|-----------------|--|
| | L | P | H | | | | |
| 866S1025 | 2500 | 1000 | 500 | 53400 | 8 x 2 | 310 | Polipropilene alta qualità High quality polypropylene |

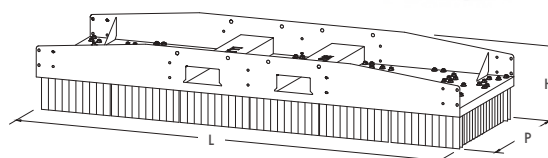


QUOTE SEDI FORCHE INTERNE | INTERNAL FORK SEATS DIMENSIONS



SCOPE ECO STRONG EXTRALARGE
ECO STRONG BROOM EXTRALARGE

| MODELLO MODEL | DIMENSIONI DIMENSIONS mm | | | N° FILI No. OF WIRES | FILE ROWS | TARA TARE kg | SPAZZOLE BRUSHES |
|------------------|----------------------------|------|-----|-------------------------|--------------|-----------------|--|
| | L | P | H | | | | |
| 866S1030 | 3000 | 1000 | 500 | 64200 | 8 x 2 | 356 | Polipropilene alta qualità High quality polypropylene |



QUOTE SEDI FORCHE INTERNE | INTERNAL FORK SEATS DIMENSIONS



////// KIT SPAZZOLE DI RICAMBIO
REPLACEMENT KIT

• FACILI E VELOCI DA SOSTITUIRE E MONTARE
EASY AND FAST TO REPLACE AND MOUNT



Kit Butti: lunghezza 50 cm - lenght 50 cm
in PP di alta qualità per tutti i modelli di scope Butti.
in high quality PP for every Butti's brooms model.

Su richiesta si producono kit di ricambio in PP di alta qualità per tutti i modelli di scope non prodotte dalla Butti.
Replacement brush kits in high quality PP on request for every brooms models not produced by Butti.

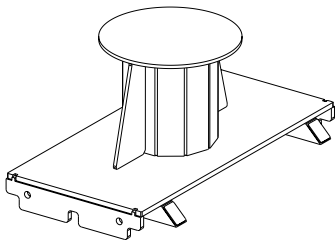
////// SPAZZOLE IN PP DI ALTA QUALITÀ
HIGH QUALITY PP BRUSHES



Le spazzole sono in polipropilene di alta qualità, montate trasversalmente per una migliore aderenza durante le operazioni di pulizia. Le spazzole sono inoltre progettate per essere altamente resistenti, maneggevoli e per resistere nel tempo all'usura.
Brushes are in "PP high quality" mounted transversally to have a better adherence during the cleaning. These are also designed to be sturdy and manageable and to resist for more time to mechanical stresses during the use.

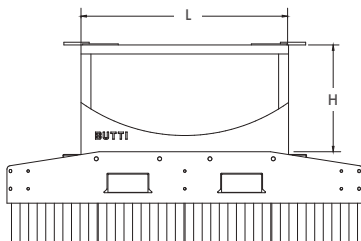
////// ATTACCO RAGNO
ATTACHMENT FOR POLYP GRAB

| MODELLO MODEL | DIMENSIONI DIMENSIONS mm | | |
|---|---|------------------------------|------------------------------|
| | Ø disco antiscivolo Ø anti-slip disc | Ø presa utile - usefull grip | H presa utile - usefull grip |
| 868ARH3005S Compact | 400 | 270 | 300 |
| 868ARH3010S Classic Large Extralarge | 400 | 270 | 300 |



////// ATTACCO FORCA PINZA PER MODELLI CLASSIC, LARGE E EXTRALARGE
CLAMP ATTACHMENT FOR CLASSIC, LARGE AND EXTRALARGE MODELS

| MODELLO MODEL | DIMENSIONI DIMENSIONS mm | | |
|------------------|----------------------------|-----|----------------------|
| | L | P | H utile - usefull |
| 868F0750S | 1150 | 900 | 600 |



////// LAME REGOLABILI IN ACCIAIO PER SPINTA MATERIALI PER MODELLI CLASSIC, LARGE E EXTRALARGE
ADJUSTABLE STEEL BLADES TO PUSH SCRAP FOR CLASSIC, LARGE AND EXTRALARGE MODELS

• REGOLABILI
ADJUSTABLE

| MODELLO MODEL | DIMENSIONI DIMENSIONS mm | |
|------------------|----------------------------|-----|
| | L | H |
| 868LR420V | 2000 | 400 |
| 868LR425V | 2500 | 400 |
| 868LR430V | 3000 | 400 |

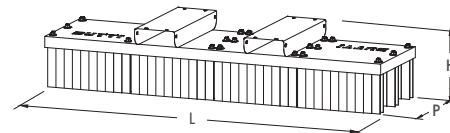




YOUTUBE VIDEO

SCOPE ECO UNIVERSAL COMPACT
ECO UNIVERSAL BROOM COMPACT

| MODELLO MODEL | DIMENSIONI DIMENSIONS mm | | | N° FILI No. OF WIRES | FILE ROWS | TARA TARE kg | SPAZZOLE BRUSHES |
|------------------|----------------------------|-----|-----|-------------------------|--------------|--------------------|--|
| | L | P | H | | | | |
| 866N0520 | 2000 | 500 | 370 | 14400 | 3 x 2 | 106 | Polipropilene alta qualità High quality polypropylene |




QUOTE SEDI FORCHE INTERNE | INTERNAL FORK SEATS DIMENSIONS



SCOPE ECO UNIVERSAL CLASSIC
ECO UNIVERSAL BROOM CLASSIC

| MODELLO MODEL | DIMENSIONI DIMENSIONS mm | | | N° FILI No. OF WIRES | FILE ROWS | TARA TARE kg | SPAZZOLE BRUSHES |
|------------------|----------------------------|-----|-----|-------------------------|--------------|--------------------|--|
| | L | P | H | | | | |
| 866N1020 | 2000 | 800 | 380 | 24000 | 5 x 2 | 176 | Polipropilene alta qualità High quality polypropylene |

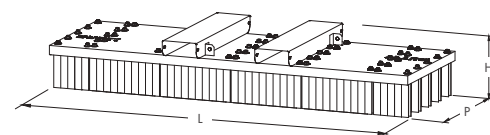


QUOTE SEDI FORCHE INTERNE | INTERNAL FORK SEATS DIMENSIONS



SCOPE ECO UNIVERSAL LARGE
ECO UNIVERSAL BROOM LARGE

| MODELLO MODEL | DIMENSIONI DIMENSIONS mm | | | N° FILI No. OF WIRES | FILE ROWS | TARA TARE kg | SPAZZOLE BRUSHES |
|------------------|----------------------------|-----|-----|-------------------------|--------------|--------------------|--|
| | L | P | H | | | | |
| 866N1025 | 2500 | 800 | 380 | 30000 | 5 x 2 | 213 | Polipropilene alta qualità High quality polypropylene |



QUOTE SEDI FORCHE INTERNE | INTERNAL FORK SEATS DIMENSIONS



////// KIT SPAZZOLE DI RICAMBIO
REPLACEMENT KIT

- FACILI E VELOCI DA SOSTITUIRE E MONTARE
EASY AND FAST TO REPLACE AND MOUNT

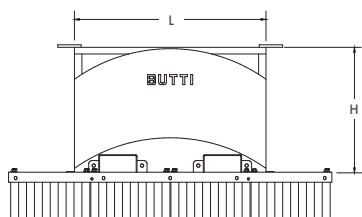


Kit Butti: lunghezza 50 cm - lenght 50 cm
in PP di alta qualità per tutti i modelli di scope Butti
in high quality PP for every Butti's brooms model

Su richiesta si producono kit di ricambio in PP di alta qualità per tutti i modelli di scope non prodotte dalla Butti.
Replacement brush kits in high quality PP on request for every brooms models not produced by Butti.

////// ATTACCO FORCA PINZA PER MODELLI CLASSIC E LARGE
CLAMP ATTACHMENT FOR CLASSIC AND LARGE

| MODELLO MODEL | DIMENSIONI DIMENSIONS mm | | |
|------------------|----------------------------|-----|----------------------|
| | L | P | H utile - usefull |
| 868F0750U | 1150 | 790 | 600 |



////// LAME REGOLABILI IN ACCIAIO PER SPINTA MATERIALI PER MODELLI CLASSIC E LARGE
ADJUSTABLE STEEL BLADES TO PUSH SCRAP FOR CLASSIC AND LARGE

- REGOLABILI
ADJUSTABLE

| MODELLO MODEL | DIMENSIONI DIMENSIONS mm | |
|------------------|----------------------------|-----|
| | L | H |
| 868LR420V | 2000 | 400 |
| 868LR425V | 2500 | 400 |





L'ECCELLENZA

AL SERVIZIO DEL TUO

SUCCESSO

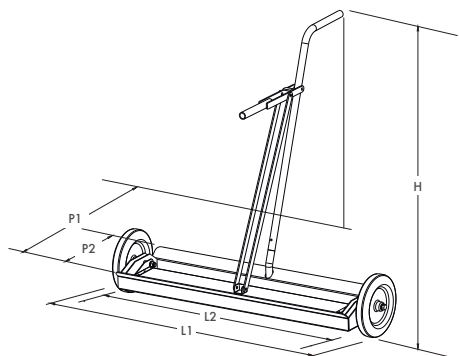
EXCELLENCE AT THE SERVICE OF YOUR SUCCESS



YOUTUBE VIDEO

////// SCOPA MAGNETICA MANUALE "EASY"
HAND HELD MAGNETIC BROOM "EASY"

| MODELLO MODEL | DIMENSIONI DIMENSIONS mm | | | | | TARA TARE kg |
|------------------|----------------------------|------|-----|-----|------|--------------------|
| | L1 | L2 | P1 | P2 | H | |
| 867M0210SM | 1220 | 1070 | 850 | 250 | 1050 | 60 |



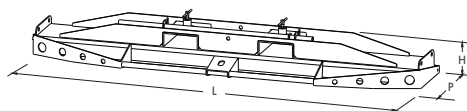
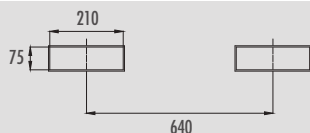
////// SCOPA MAGNETICA
MAGNETIC BROOMS

| MODELLO MODEL | DIMENSIONI DIMENSIONS mm | | |
|------------------|----------------------------|-----|-----|
| | L | P | H |
| 867M0515 | 1500 | 600 | 280 |
| 867M0525 | 2500 | 600 | 300 |
| 867M0530 | 3000 | 600 | 300 |



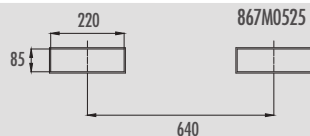
////// QUOTE SEDI FORCHE INTERNE | INTERNAL FORK SEATS DIMENSIONS

867M0515



////// QUOTE SEDI FORCHE INTERNE | INTERNAL FORK SEATS DIMENSIONS

867M0525 | 867M0530



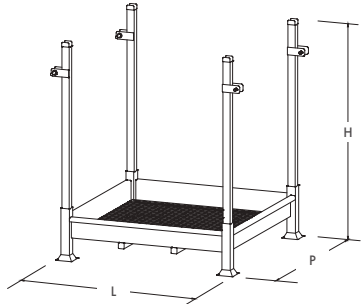
- Sistema di apertura facilitato
Easy opening system

**GRANDE POTENZA MAGNETICA
GREAT MAGNETIC POWER**



// CONTENITORE PORTA "BIG-BAG"
"BIG-BAG" CONTAINER

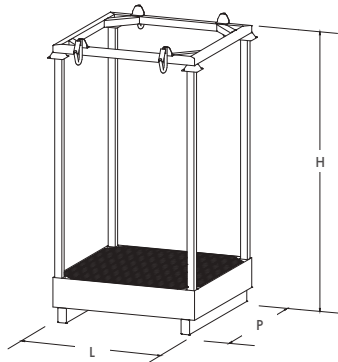
| MODELLO MODEL | DIMENSIONI DIMENSIONS mm | | | PORTATA LOAD CAPACITY kg |
|---------------------------------|----------------------------|------|------|--------------------------------|
| | L | P | H | |
| 873PB15 | 1070 | 1070 | 1350 | 1000 |
| 873PB15Z zincato-zinc coated | 1070 | 1070 | 1350 | 1000 |



- Con piantane smontabili dotate di agganci
With removable planks with hooks

CONTENITORE PORTA "BIG-BAG" CON VASCA
"BIG-BAG" SUPPORT WITH TANK

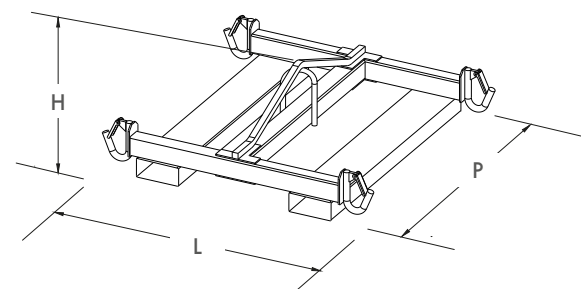
| MODELLO MODEL | DIMENSIONI DIMENSIONS mm | | | PORTATA LOAD CAPACITY kg |
|------------------|----------------------------|------|------|--------------------------------|
| | L | P | H | |
| 873VB15 | 1060 | 1060 | 1930 | 1000 |



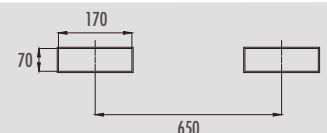
- Grigliato zincato
Galvanized grid
- Con telaio e piantane smontabili
With removable frame and planks

// BILANCINO PORTA "BIG-BAG" CON SEDI FORCHE
"BIG-BAG" LIFTING BEAM WITH FORK SEATS

| MODELLO MODEL | DIMENSIONI ESTERNE EXTERNAL DIMENSIONS mm | | | PORTATA LOAD CAPACITY kg |
|------------------|---|------|-----|--------------------------------|
| | L | P | H | |
| 564SBX | 1160 | 1070 | 350 | 2000 |



QUOTE SEDI FORCHE INTERNE | INTERNAL FORK SEATS DIMENSIONS

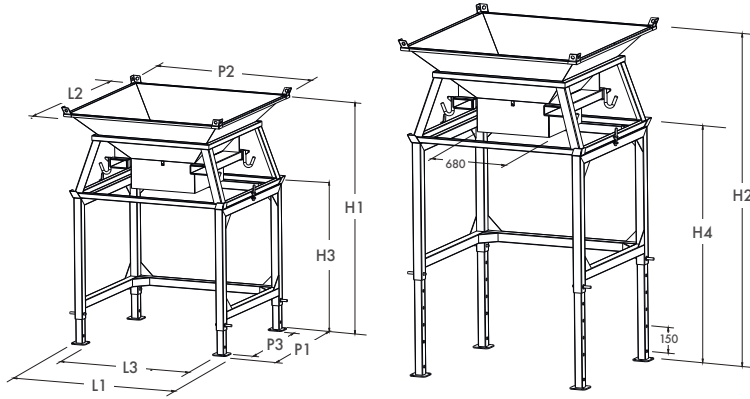


TRAMOGGIA PORTA "BIG-BAG" SMONTABILE
REMOVABLE "BIG-BAG" HOPPER



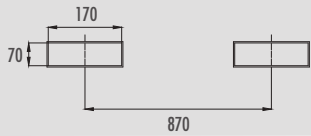
YOUTUBE VIDEO

| MODELLO MODEL | DIMENSIONI DIMENSIONS mm | | | | | | | TARA TARE kg | PORTATA LOAD CAPACITY kg |
|------------------|----------------------------|-----------|-------------------------|------|------|------|------|--------------------|--------------------------------|
| | L1xP1 | L2xP2 | L3xP3 utile useful | H1 | H2 | H3 | H4 | | |
| 873TB16 | 1600x1400 | 1675x1675 | 1440x1240 | 2330 | 2930 | 1530 | 2130 | 335 | 2000 |



- MOVIMENTAZIONE DEL SACCO FACILITATA
EASY BAG HANDLING
- AMPIA BOCCA DI CARICO
WIDE INSERTION FUNNEL
- ALTEZZA REGOLABILE CON PASSI DA 150 mm
ADJUSTABLE HEIGHT WITH 150 mm STEPS
- ROBUSTA STRUTTURA IN ACCIAIO
STURDY STEEL STRUCTURE
- GANCI SALDATI PER FISSARE IL "BIG-BAG" AGEVOLMENTE
WELDED HOOKS TO FIX EASILY THE "BIG-BAG"
- 4 ATTACCHI SUPERIORI SUL BORDO DELL'IMBUTO PER SOLLEVAMENTO CON GRU A VUOTO
4 HOOKS FOR BIG-BAG PLACED DEEPER ON THE FUNNEL FOR LIFTING HIGH
- DIMENSIONI BOCCA DI SCARICO 680x680 mm
DISCHARGE DIMENSIONS 680x680 mm

QUOTE SEDI FORCHE INTERNE | INTERNAL FORK SEATS DIMENSIONS



SACCO "BIG-BAG" OMOLOGATO
"BIG-BAG" APPROVED

| MODELLO MODEL | DIMENSIONI DIMENSIONS mm | | | PORTATA LOAD CAPACITY kg |
|------------------|----------------------------|-----|----------------------|--------------------------------|
| | L | P | H | |
| 99C30- | 900 | 900 | 1000 1200 1700 | 1000 1200 1500 2000 |





YOUTUBE VIDEO

MACCHINA SPACCAMOTORI MULTIFUNZIONE
MULTIFUNCTION ENGINE CRUSHER

| MODELLO MODEL | Ø MAX MOTORI DA ROTTAMARE ENGINE SCRAP MAX Ø mm | POSTAZIONI DI LAVORO WORK POSITIONS |
|------------------|---|---|
| 870SM2803 | Ø 280 | 3 postazioni: rottura carcasse, estrazione con pinza, estrazione con espulsori 3 positions: crankcase breaks, extraction gripper, extraction ejectors |
| 870SM28P2 | Ø 280 | 2 postazioni: rottura carcasse, estrazione con pinza 2 positions: crankcase breaks, extraction gripper |
| 870SM28M2 | Ø 280 | 2 postazioni: rottura carcasse, estrazione con espulsori 2 positions: crankcase breaks, extraction ejectors |
| 870SM4003 | Ø 400 | 3 postazioni: rottura carcasse, estrazione con pinza, estrazione con espulsori 3 positions: crankcase breaks, extraction with gripper, extraction ejectors |
| 870SM40P2 | Ø 400 | 2 postazioni: rottura carcasse, estrazione con pinza 2 positions: crankcase breaks, extraction gripper |
| 870SM40M2 | Ø 400 | 2 postazioni: rottura carcasse, estrazione con espulsori 2 positions: crankcase breaks, extraction ejectors |

• LE POSTAZIONI SONO DISPONIBILI ANCHE SINGOLARMENTE
POSITIONS ARE ALSO AVAILABLE INDIVIDUALLY

La spaccamotori multifunzione è stata progettata per rompere le carcasse dei motori elettrici, tagliare gli statori e i trasformatori, al fine di estrarre il rame dagli avvolgimenti dei motori elettrici. Grazie a questo macchinario si ha la possibilità di sfruttare rifiuti, come i motori elettrici, dai quali si può ricavare una risorsa importante, il rame.

The multifunction engine crusher has been designed to break the casings of electric motors, cut stators and transformers, in order to extract copper from the windings of electric motors. With this machine it is possible to exploit waste, such as electric motors, from which an important resource can be obtained, copper.

1 MACCHINA
MACHINE

3 FUNZIONI
FUNCTIONS

POSTAZIONE 1:
ROTTURE CARCASSE
MOTORI ELETTRICI,
TRASFORMATORI
E TAGLIO STATORI

POSITION 1:
CRANKCASE BREAKS
ELECTRIC MOTORS,
TRANSFORMERS AND
STATORS DIE-CUTTING

POSTAZIONE 3:
BLOCCAGGIO STATORI ED
ESTRAZIONE RAME CON
ESPULSORI

POSITION 3:
LOCKING STATORS AND
EXTRACTION EJECTORS

POSTAZIONE 2:
BLOCCAGGIO STATORI ED
ESTRAZIONE RAME CON PINZA

POSITION 2:
LOCKING STATORS AND
COPPER EXTRACTION GRIPPER

////// **ARIES** - MACCHINA PER ROTTURA CARCASSE MOTORI
ARIES - BREAKING MACHINE OF THE MOTOR CASINGS

| MODELLO MODEL | Ø MAX MOTORI DA ROTTAMARE MAX Ø MOTOR mm | DESCRIZIONE DESCRIPTION |
|------------------|--|--|
| 870AS280 | Ø 280 | Rottura carcasse motori, taglio statori e trasformatori Breaking of the motor casings, cutting stators and transformers |
| 870AS400 | Ø 400 | |



ARIES



////// **SKORPION** - MACCHINA PER ESTRAZIONE RAME DAGLI AVVOLGIMENTI DEI MOTORI ELETTRICI
SKORPION - COPPER EXTRACTION FROM THE WINDINGS OF ELECTRIC MOTORS

| MODELLO MODEL | Ø MAX MOTORI DA ROTTAMARE MAX Ø MOTOR mm | DESCRIZIONE DESCRIPTION |
|------------------|--|--|
| 870SE280 | Ø 280 | Estrazione rame dagli avvolgimenti dei motori elettrici, con pinza Copper extraction from the windings of electric motors, with gripper |
| 870SE400 | Ø 400 | |



skorpion

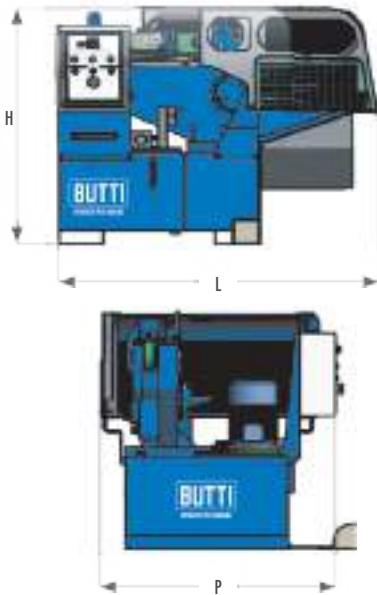


YOUTUBE VIDEO



/// CESOIE CAIMAN PER IL TAGLIO DI METALLI DI RECUPERO
CAIMAN SHEARS TO CUT RECYCLABLE METALS

| MODELLO MODEL | LUNGHEZZA LAMA BLADE LENGHT | MOTORE ELETTRICO ELECTRIC MOTOR | FORZA DI TAGLIO CUTTING STRENGHT | PREMI LAMIERA PLATE REHEARSAL | PRESSIONE PRESSURE | CICLI A VUOTO EMPTY CYCLES | CAPACITÀ SERBATOIO TANK LOAD | DIMENSIONI DIMENSIONS | PESO IN ORDINE DI LAVORO WEIGHT IN WORK ORDER | CAPACITÀ DI TAGLIO CUTTING CAPACITY | CAPACITÀ DI TAGLIO CUTTING CAPACITY | CAPACITÀ DI TAGLIO CUTTING CAPACITY | CAPACITÀ DI TAGLIO CUTTING CAPACITY |
|------------------|--------------------------------------|---------------------------------------|---|---------------------------------------|-----------------------|-------------------------------------|------------------------------------|--------------------------|---|--|--|--|--|
| | | | | | | | | | | ▬ | ○ | ■ | ○ |
| | mm | kw | ton | | bar | | lt | LxPxH mm | kg | S275JR | S275JR | S275JR | S275JR |
| 869C150 | 150 | 3 | 17 | idraulico/manuale hydraulic/manual | 220 | 12 | 80 | 1100x800x1300 | 600 | 6x80 | φ 25 | 20x20 | φ 33 SP.4 |
| 869C250 | 250 | 4 | 50 | idraulico hydraulic | 180 | 15 | 120 | 1350x900x1300 | 700 | 10x100 | φ 30 | 30x30 | φ 42 SP.6 |
| 869C340 | 340 | 4 | 55 | idraulico hydraulic | 220 | 15 | 170 | 1500x1200x1340 | 1300 | 12x100 | φ 35 | 35x35 | φ 48 SP.8 |
| 869C500 | 500 | 7,5 | 94 | idraulico hydraulic | 250 | 15 | 170 | 1750x1280x1400 | 1600 | 12x150 | φ 50 | 45x45 | φ 70 SP.8 |
| 869C500X | 500 | 7,5 | 120 | idraulico hydraulic | 240 | 13 | 200 | 1760x1280x1420 | 1650 | 12x150 | φ 50 | 40x40 | φ 70 SP.8 |
| 869C600 | 600 | 7,5 | 94 | idraulico hydraulic | 320 | 5 | 180 | 2000x1300x1500 | 1800 | 15x150 | φ 55 | 50x50 | φ 100 SP.6 |
| 869C600X | 600 | 7,5 | 120 | idraulico hydraulic | 320 | 5 | 180 | 2000x1300x1500 | 1800 | 15x150 | φ 55 | 50x50 | φ 100 SP.6 |



• Doppia sicurezza: robusto piano di lavoro con fermo barra regolabile
Double safety: sturdy plan of work with adjustable bar to block the materials to cut

• Alimentazione elettrica: 400 V. 50 HZ
Power supply: 400 V. 50 HZ
• Ciclo manuale
Manual cycle
• Corsa controllabile tramite micro regolabili
Easy opening system

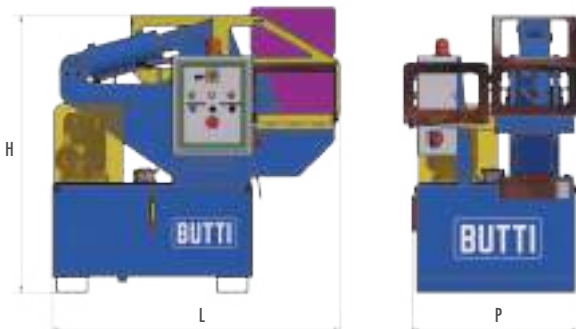
/// CESOIE CAIMAN PER IL TAGLIO DI RUBINETTI E VALVOLE PER IL RECUPERO DI OTTONE E RAME
CAIMAN SCRAP SHEARS FOR BRASS AND COPPER RECOVERY FROM FAUCETS AND VALVES

| MODELLO MODEL | MOTORE ELETTRICO ELECTRIC MOTOR | TAGLI AL MINUTO CUTS PER MINUTE | FORZA DI TAGLIO CUTTING STRENGHT | PREMI LAMIERA PLATE REHEARSAL | PRESSIONE PRESSURE | DIMENSIONI DIMENSIONS | PESO IN ORDINE DI LAVORO WEIGHT IN WORK ORDER |
|------------------|------------------------------------|------------------------------------|-------------------------------------|----------------------------------|-----------------------|--------------------------|---|
| | | | | | | | massima corsa maximum stroke |
| 869CX70 | 4 kw 400 v. 50 hz | 8 | 50 | idraulico hydraulic | 180 | 1450x880x1400 | 1300 |



YOUTUBE VIDEO

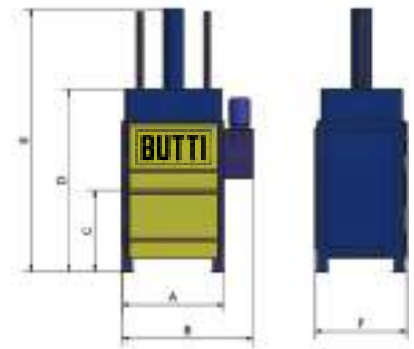
• Alimentazione elettrica: 400 V. 50 HZ
Power supply: 400 V. 50 HZ
• Lame di taglio in acciaio speciale con 4 profili di taglio
Special steel cutting blades with 4 cutting profiles



//// PRESSA VERTICALE PER CARTA E CELLOPHANE "PRES TEK"
 "PRES TEK" VERTICAL PAPER AND CELLOPHANE MACHINE

| MODELLO MODEL | DIMENSIONI DIMENSIONS mm | | | | | | DIMENSIONI BALLA BALE SIZE LxPxH mm | TARA TARE kg | FORZA DI PRESSATURA PRESSING FORCE ton | ALIMENTAZIONE ELETTRICA POWER SUPPLY potenza/tensione power/voltage | TEMPO CICLO CYCLE TIME sec |
|------------------|----------------------------|------|------|------|------|------|---|--------------------|--|---|----------------------------------|
| | A | B | C | D | E | F | | | | | |
| 870PTK30 | 1000 | 1250 | 700 | 1650 | 2000 | 800 | 770x500x600 | 300 | 3 | 1,1x230V/400-50 hz | 30 |
| 870PTK40 | 1000 | 1250 | 700 | 1650 | 2000 | 800 | 770x500x600 | 350 | 4 | 1,5x230V/400-50 hz | 33 |
| 870PTK50 | 1200 | 1450 | 920 | 1950 | 2400 | 1050 | 1000x700x800 | 650 | 5 | 1,5x230V/400-50 hz | 35 |
| 870PTK100 | 1400 | 1600 | 1000 | 2050 | 3050 | 1120 | 1000x700x850 | 1300 | 10 | 3x400V-50 hz | 50 |
| 870PTK200 | 1550 | 1800 | 1000 | 2050 | 3050 | 1300 | 1200x800x850 | 1600 | 20 | 4x400V-50 hz | 53 |

Pressa "PRES TEK" oleodinamica verticale a fianchi chiusi con legatura a porte chiuse, per la riduzione volumetrica di materiali riciclabili come: carta e cartone, materie plastiche, termoretraibile, nylon, rifiuti in genere. È dotata di due bobine di reggia per la legatura e relativo ago passa reggia.
 "PRES TEK" vertical closed-side press with closed-door binding for volume-reduced recyclable material as plastics, nylon, waste. It consists of two straps binding in reel and strap passing the needles.





YOUTUBE VIDEO



- **MASSIMA SICUREZZA** GRAZIE AI CARTER DI PROTEZIONE DI INSERIMENTO ED USCITA CAVO
MAXIMUM SAFETY DUE TO THE PROTECTION CARTERS OF THE CABLE INSERTION AND EXIT

- Interruttore magnetotermico a Norma CE
Magnetothermal switch according to CE standard
- Volantini manuali di regolazione taglio cavo
Handwheels for cable cutting adjustment
- Motore elettrico per l'azionamento della macchina
Electric motor to drive the machine
- Carter di protezione in lamiera verniciata
Protective carter in painted metal sheet
- Struttura portante in acciaio
Supporting structure in steel
- In dotazione: 13 lame di ricambio (50M)
Supplied with 13 spare blades (50M)

// JUNIOR BOX M25
JUNIOR BOX M25

| MODELLO MODEL | DIMENSIONI DIMENSIONS mm | | | Ø CAVI CABLE Ø mm | TARA TARE kg | TENSIONE DI ALIMENTAZIONE SUPPLY VOLTAGE |
|------------------|----------------------------|-----|-----|-------------------------|--------------------|--|
| | L | P | H | | | |
| 870P025M | 500 | 500 | 525 | 1,5-30 | 70 | 220 v. Monofase / 50hz / 0,75kw 220 v. Single phase / 50hz / 0,75kw |



// JUNIOR BOX M50
JUNIOR BOX M50

| MODELLO MODEL | DIMENSIONI DIMENSIONS mm | | | Ø CAVI CABLE Ø mm | TARA TARE kg | TENSIONE DI ALIMENTAZIONE SUPPLY VOLTAGE |
|------------------|----------------------------|-----|-----|-------------------------|--------------------|--|
| | L | P | H | | | |
| 870P050M | 645 | 405 | 525 | 4-40 | 75 | 220 v. Monofase / 50hz / 1,5kw 220 v. Single phase / 50hz / 1,5kw |



- A richiesta supporto con ruote per pelacavi Junior Box M25 e M50
On request trolley for Junior Box cable stripping machine M25 and M50

// PELACAVI CON DOPPIO TAGLIO DEL CAVO
CABLE STRIPPING MACHINE WITH DOUBLE CABLE CUTTING

| MODELLO MODEL | DIMENSIONI DIMENSIONS mm | | | Ø CAVI CABLE Ø mm | TARA TARE kg | VELOCITÀ DI TAGLIO CUTTING SPEED | TENSIONE DI ALIMENTAZIONE SUPPLY VOLTAGE |
|------------------|----------------------------|-----|------|-------------------------|--------------------|--|--|
| | L | P | H | | | | |
| 870P100M | 750 | 920 | 1210 | 6-90 | 185 | 16 metri al minuto 16 meters per minute | 400 v. Trifase / 50hz 400 v. Three Phase / 50hz |
| 870P200M | 900 | 900 | 1300 | 8-90 | 250 | 25 metri al minuto 25 meters per minute | 400 v. Trifase / 50hz 400 v. Three Phase / 50hz |



- Doppio taglio del cavo
Double cable cutting
- Tunnel di ingresso dei cavi da trattare e carteratura di uscita del cavo trattato
Cable entrance and exit tunnels
- Carter di protezione della zona di taglio
Cutting area safety protection
- Pannello di controllo operatore e quadro elettrico di controllo macchina
Control panel & machine electrical



YOUTUBE VIDEO



FUNZIONAMENTO DELLA PELACAVI
FUNCTIONING OF THE CABLE STRIPPING MACHINE



L'operazione della pelacavi consiste nel praticare uno o due tagli in senso longitudinale sulla guaina esterna del cavo. Completata l'operazione di taglio si procede manualmente a "strappare" agevolmente il rame dalla plastica.
The operation of the cable stripping machine consists in making one or two cuts longitudinally on the outer sheath of the cable. Once the cutting operation is completed, the copper is easily "torn" from the plastic by hand.

ROLL CONTAINER CON RUOTE
ROLL CONTAINER WITH WHEELS

| MODELLO MODEL | DIMENSIONI DIMENSIONS mm | | | PORTATA LOAD CAPACITY kg |
|------------------|----------------------------|-----|------|--------------------------------|
| | L | P | H | |
| 881B05RGV | 1200 | 800 | 1800 | 400 |



- 4 ruote, 2 fisse e 2 girevoli con freno
4 wheels, 2 fixed and 2 swivel with brake
- Ripiano non incluso, disponibile su richiesta
Shelf not included, available on request

CONTENITORE PER BATTERIE ESAUSTE
CONTAINER FOR EXHAUSTED BATTERIES

| MODELLO MODEL | DIMENSIONI DIMENSIONS mm | | | VOLUME lt |
|------------------|----------------------------|-----|-----|--------------|
| | L | P | H | |
| 98CNT250P | 920 | 710 | 840 | 250 |



- Vasca dotata di coperchio incernierato asportabile in polietilene
Tank equipped with removable hinged lid in polyethylene
- Corpo vasca alloggiato all'interno di una struttura metallica aperta verniciata antiacido
Tank body housed inside an open metal structure painted antiacid
- Portaforche antiribaltamento per muletti o transpallet
Anti-tip fork holder for forklift or transpallet
- Movimentazione e impilabilità sino a tre unità
Handling and stacking up to three units
- Conforme D.P.R. 915 - 10/09/1982
In compliance with D.P.R. 915 - 10/09/1982
- Caratteristiche tecniche approvate dal consiglio di amministrazione COBAT
Technical characteristics approved by the COBAT board of directors

KIT PRONTO INTERVENTO PER LIQUIDI UNIVERSALI
FIRST REACTION KIT FOR ALL FLUIDS

| MODELLO MODEL | DIMENSIONI DIMENSIONS mm | | | CONTENUTO CONTENTS | ASSORBIMENTO ABSORPTION lt | VOLUME lt |
|------------------|----------------------------|-----|------|--|----------------------------------|--------------|
| | L | P | H | | | |
| 909KL120 | 480 | 550 | 950 | 50 panni rags 41x46cm 6 cuscini cushions 46x46cm 12 calze filters Ø 7,6x122cm 1 Kit Protect (whitesorb non incluso/not included) | 124 | 120 |
| 909KL240 | 580 | 750 | 1100 | 150 panni rags 41x46cm 8 cuscini cushions 46x46cm 12 calze filters Ø 7,6x122cm 1 Kit Protect (whitesorb non incluso/not included) | 265 | 240 |
| 909KL360 | 580 | 900 | 1100 | 200 panni rags 41x46cm 12 cuscini cushions 46x46cm 12 calze filters Ø 7,6x122cm 6kg WHITESORB-C 1 Kit Protect | 348 | 360 |



• Può contenere liquidi universali come acqua, idrocarburi, liquidi organici e inorganici chimici, solventi antigelo
It can contain universal liquids like water, hydrocarbon, chemical, organic and inorganic liquids, antifreezing solvents

KIT PRONTO INTERVENTO PER PRODOTTI CHIMICI
FIRST REACTION KIT FOR CHEMICAL PRODUCTS

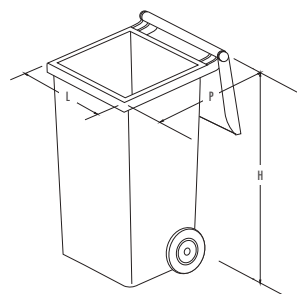
| MODELLO MODEL | DIMENSIONI DIMENSIONS mm | | | CONTENUTO CONTENTS | ASSORBIMENTO ABSORPTION lt | VOLUME lt |
|------------------|----------------------------|-----|------|---|----------------------------------|--------------|
| | L | P | H | | | |
| 909KP120 | 480 | 550 | 950 | 50 panni rags 41x46cm 6 cuscini cushions 46x46cm 12 calze filters Ø 7,6x122cm 1 Kit Protect (acidsorb non incluso/not included) | 124 | 120 |
| 909KP240 | 580 | 750 | 1100 | 150 panni rags 41x46cm 8 cuscini cushions 46x46cm 12 calze filters Ø 7,6x122cm 1 Kit Protect (acidsorb non incluso/not included) | 265 | 240 |
| 909KP360 | 580 | 900 | 1100 | 200 panni rags 41x46cm 12 cuscini cushions 46x46cm 12 calze filters Ø 7,6x122cm 6kg ACIDSORB-C 1 Kit Protect | 348 | 360 |



• Può contenere prodotti chimici
It can contain chemical products

BIDONE CARRELLATO CON COPERCHIO PER LA RACCOLTA DIFFERENZIATA
WHEELED BINS RECYCLING BIN WITH LID

| MODELLO MODEL | DIMENSIONI DIMENSIONS mm | | | PESO WEIGHT kg | CAPACITÀ DI CARICO LOAD CAPACITY kg | VOLUME lt | COLORI DISPONIBILI AVAILABLE COLOURS |
|------------------|----------------------------|-----|------|----------------------|---|--------------|---|
| | L | P | H | | | | |
| 941L120- | 480 | 550 | 930 | 9 | 60 | 120 | |
| 941L240- | 580 | 730 | 1070 | 13 | 116 | 240 | Giallo, blu, verde, rosso, marrone, grigio, bianco <i>Yellow, blue, green, red, brown, grey, white</i> |



• Ideali per la suddivisione dei rifiuti nelle industrie
Ideal for the subdivision of waste in the industries
• Dotati di una pratica maniglia per facilitarne la movimentazione
Equipped with a practical handle for easy moving
• Realizzati in polietilene ad alta densità
Made of high-density polyethylene
• Con 2 ruote di diametro 200 mm
With 2 wheels of 200 mm diameter

ASSORBENTE GRANULARE PER PRODOTTI LIQUIDI E OLEOSI
GRANULAR ABSORBENT FOR LIQUID AND OILY PRODUCTS

| MODELLO MODEL | CARATTERISTICHE FEATURES |
|------------------|---|
| 909G0512 | Granulare fine 12 Kg (secchio) <i>Fine granular 12 Kg (bucket)</i> |



COMPOSTO GRANULARE ASSORBENTE E NEUTRALIZZANTE PER ACIDI
GRANULAR ABSORBENT AND NEUTRALIZER FOR ACIDS

| MODELLO MODEL | CARATTERISTICHE FEATURES |
|------------------|---|
| 909P0805 | Granulare 6 Kg (secchio) <i>Granular 6 Kg (bucket)</i> |



////// SPARGISALE PROFESSIONALE A MANO
PROFESSIONAL MANUAL SALT SPREADER

| MODELLO MODEL | VELOCITÀ DI LAVORO WORKING SPEED km/h | PORTATA LOAD CAPACITY kg |
|------------------|---|--------------------------------|
| 876K25 | 1/4 | 25 |
| 876K50 | 1/4 | 50 |



YOUTUBE VIDEO


////// CARRELLO SPARGISALE PROFESSIONALE A TRAINO
PROFESSIONAL TOWING SALT SPREADER

| MODELLO MODEL | VELOCITÀ DI LAVORO WORKING SPEED km/h | PORTATA LOAD CAPACITY kg |
|------------------|---|--------------------------------|
| 877K150 | 10/15 | 150 |



/// ELEKTRO-12 POMPA PROFESSIONALE CON BATTERIA AL LITIO IDEALE PER LA SANIFICAZIONE
 ELEKTRO-12 LITHIUM BATTERY POWERED PROFESSIONAL SPRAYER FOR SANITIZING


| MODELLO MODEL | VOLUME lt |
|------------------|--------------|
| 619EL12 | 12 |



• PISTOLA CON ATTACCO GIREVOLE E GRUPPO FINALE IN OTTONE PROFESSIONALI
 PROFESSIONAL BRASS DISCHARGE VALVE WITH SWIVEL ATTACHMENT AND COMPLETE SPRAYLANCE

/// POMPA PROFESSIONALE IN ACCIAIO INOX IDEALE PER LA SANIFICAZIONE
 PROFESSIONAL STAINLESS STEEL SPRAYER IDEAL FOR SANITIZING

| MODELLO MODEL | VOLUME lt |
|------------------|--------------|
| 619IX | 10 |



• PISTOLA CON ATTACCO GIREVOLE E GRUPPO FINALE IN OTTONE PROFESSIONALI
 PROFESSIONAL BRASS DISCHARGE VALVE WITH SWIVEL ATTACHMENT AND COMPLETE SPRAYLANCE

/// TAGLIAFUSTI PER LA RIMOZIONE COPERCHI DEI FUSTI METALLICI
 DRUMS DEHEADER FOR THE REMOVAL OF METAL DRUM COVERS

| MODELLO MODEL |
|------------------|
| 925 |




/// CHIAVE PER FUSTI
 KEY FOR DRUMS

| MODELLO MODEL |
|------------------|
| 99C394 |



/// CISTERNA MULTIUSO PER STOCCAGGIO ACQUA POTABILE O LIQUIDI VARI
 MULTI-PURPOSE TANK FOR STORAGE OF DRINKABLE WATER OR VARIOUS LIQUIDS

| MODELLO MODEL | DIMENSIONI DIMENSIONS mm | | | TARA TARE kg | VOLUME lt |
|-----------------------------------|----------------------------|------|------|-----------------|--------------|
| | L | P | H | | |
| 614 | 1000 | 1200 | 1165 | 56 | 1000 |
| 614RI rigenerata regenerated | 1000 | 1200 | 1165 | 56 | 1000 |



**RIGENERATA
 REGENERATED**

• Robusto supporto in plastica
 Sturdy plastic holder

• Possibilità di acquisto di modelli rigenerati
 Possibility of purchasing regenerated models

ACCESSORI | ACCESSORIES



/// POMPINA PORTATA 40 LT
 PUMP
 FLOW RATE 40 LT




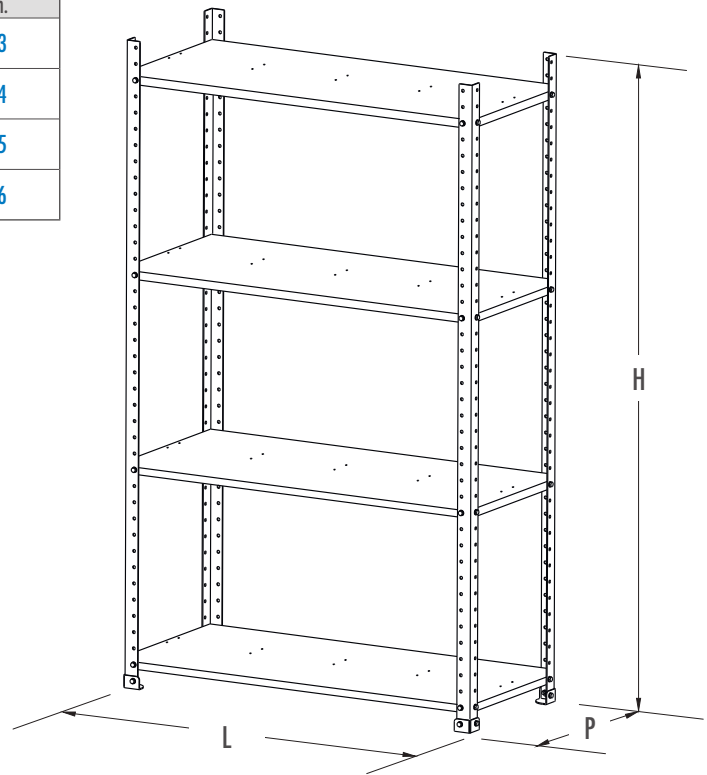
/// RIDUZIONE IN ALLUMINIO CON RUBINETTO DA 1"
 ALLUMINIUM REDUCTION WITH 1" DISCHARGE VALVE

SCAFFALATURE INDUSTRIALI PROFESSIONALI
PROFESSIONAL INDUSTRIAL SHELVINGS

• RIPIANI AGGIUNTIVI ACQUISTABILI SU RICHIESTA
ADDITIONAL SHELVES CAN BE PURCHASED ON DEMAND

| MODELLO MODEL | DIMENSIONI DIMENSIONS mm | | | PORTATA PER OGNI RIPIANO LOAD CAPACITY FOR EACH SHELF kg | RIPIANI SHELVES n. |
|------------------|----------------------------|-----|------|--|--------------------------|
| | L | P | H | | |
| 809K12P015R3 | 1200 | 500 | 1500 | 160 distribuiti/distributed | 3 |
| 809K12P015R4 | 1200 | 500 | 2000 | 160 distribuiti/distributed | 4 |
| 809KM12P015 | 1200 | 500 | 2500 | 160 distribuiti/distributed | 5 |
| 809K12P015R6 | 1200 | 500 | 3000 | 160 distribuiti/distributed | 6 |

- DOTATE DI SISTEMA IMBULLONATO PENSATO PER GARANTIRE LA MASSIMA SICUREZZA
EQUIPPED WITH A BOLTED SYSTEM DESIGNED TO GUARANTEE MAXIMUM SAFETY
- STRUTTURA ROBUSTA E RESISTENTE
STRONG AND RESISTANT STRUCTURE
- IL MIGLIOR RAPPORTO QUALITÀ/PREZZO SUL MERCATO
THE BEST QUALITY/PRICE RATIO ON THE MARKET



SCAFFALATURE PORTA PALLET PROFESSIONALI
PROFESSIONAL PALLET RACKING

- PORTATA E DIMENSIONI A RICHIESTA
CAPACITY AND DIMENSIONS ON DEMAND
- STRUTTURA ROBUSTA E RESISTENTE
STRONG AND RESISTANT STRUCTURE



PERTUTTO
100% MADE IN ITALY **BUTTI**



LAVORARE IN SICUREZZA | WORK SAFELY

CILINDRO IDRAULICO HYDRAULIC CYLINDER "SECURE SYSTEM"

Dalla continua ricerca per la sicurezza negli ambienti di lavoro la Butti ha ideato il nuovo sistema "SECURE SYSTEM": cilindro idraulico, applicato a richiesta sui contenitori ribaltabili "Pertutto" per una maggiore sicurezza. Garantisce lunga vita ai cuscinetti dei montanti del carrello elevatore ed ai contenitori stessi, permettendo un ribaltamento graduale e progressivo senza violenti contraccolpi o cadute accidentali. Il cilindro "Secure System" è montato nella parte sottostante del contenitore; la sua installazione non comporta ingombro nelle dimensioni.

From the ongoing search of safety in workplaces, Butti has devised the new system "SECURE SYSTEM": hydraulic cylinder, which can be applied on request to the tipping containers "Pertutto" to have more safety. It guarantees long lifespan both for forklifts and containers themselves by allowing a gradual and progressive tipping without violent backlashes and accidental falls.

The "Secure System" cylinder is placed at the bottom of the container; its installation doesn't change the container dimensions.


FORNITI DI SERIE CON | STANDARD EQUIPMENT



TTTTTTTT
 Tappo di scarico a vite su
 vasca di decantazione
*Draining screwplug on a
 settling tank*



TTTTTTTT
 Ruote antirumore girevoli
 con freno
*Rotating noiseless wheels
 with brake*



TTTTTTTT
 Tamponi in gomma
Rubber dumpers



TTTTTTTT
 Filtro in lamiera zincata
 su vasca di decantazione
*Galvanized metal sheet
 filter on a settling tank*



TTTTTTTT
 Dispositivo di sgancio
Release device



TTTTTTTT
 Targhetta di
 identificazione
Identification plate



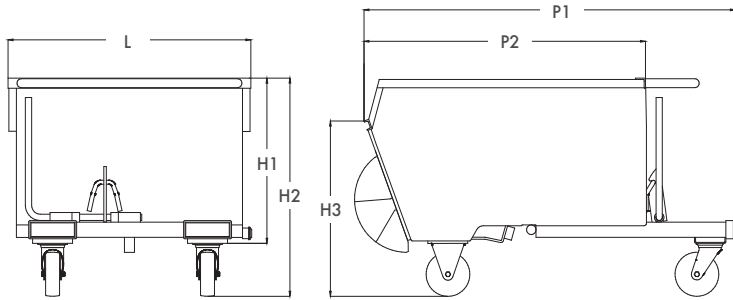
TTTTTTTT
 Mezzaluna in acciaio che consente la chiusura del contenitore,
 salvaguardando le ruote
*Half round steel support that safeguards the wheels during the
 closure of the tipping bucket*



YOUTUBE VIDEO

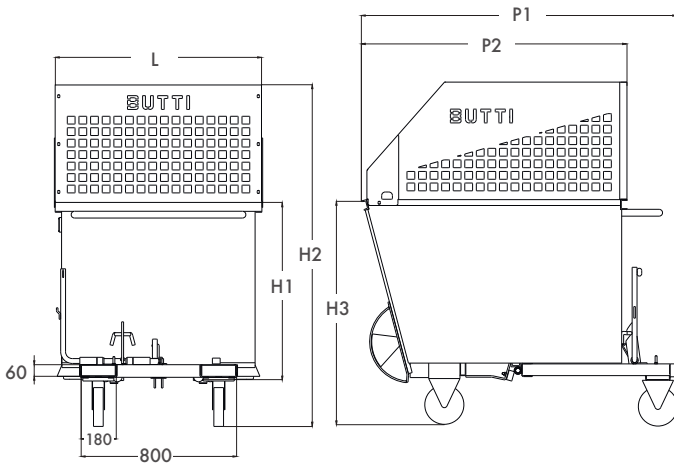
// CONTENITORE RIBALTABILE "PERTUTTO"
TIPPING CONTAINERS "PERTUTTO"

| MODELLO MODEL | DIMENSIONI DIMENSIONS mm | | | | | | PORTATA LOAD CAPACITY kg | VOLUME lit |
|------------------|----------------------------|------|------|------|------|------|--------------------------------|---------------|
| | P1 | P2 | L | H1 | H2 | H3 | | |
| 748R | 930 | 720 | 750 | 695 | 850 | 740 | 580 | 280 |
| 750R | 1250 | 1000 | 870 | 510 | 665 | 530 | 600 | 300 |
| 751R | 1490 | 1130 | 975 | 655 | 875 | 715 | 1000 | 500 |
| 752R | 1575 | 1290 | 1070 | 745 | 965 | 770 | 1350 | 750 |
| 753R | 1680 | 1400 | 1070 | 900 | 1140 | 940 | 1500 | 1000 |
| 754R | 1680 | 1400 | 1320 | 900 | 1140 | 940 | 1800 | 1300 |
| 756R | 1780 | 1600 | 1785 | 1115 | 1490 | 1245 | 2000 | 2300 |

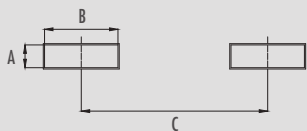


// CONTENITORE RIBALTABILE "PERTUTTO" PER GRANDI VOLUMI
TIPPING CONTAINERS "PERTUTTO" FOR BIG VOLUMES

| MODELLO MODEL | DIMENSIONI DIMENSIONS mm | | | | | | PORTATA LOAD CAPACITY kg | VOLUME lit |
|------------------|----------------------------|------|------|-----|------|------|--------------------------------|---------------|
| | P1 | P2 | L | H1 | H2 | H3 | | |
| 77B2200R | 1630 | 1365 | 1230 | 920 | 1760 | 1160 | 1000 | 2200 |



// QUOTE SEDI FORCHE INTERNE | INTERNAL FORK SEATS DIMENSIONS



| MODELLO MODEL | DIMENSIONI DIMENSIONS mm | | |
|------------------|----------------------------|-----|-----|
| | A | B | C |
| 77B2200R | 54 | 174 | 620 |

| MODELLO MODEL | DIMENSIONI DIMENSIONS mm | | |
|------------------|----------------------------|-----|-----|
| | A | B | C |
| 748R | 54 | 174 | 480 |
| 750R | 54 | 174 | 480 |
| 751R | 54 | 174 | 620 |
| 752R | 54 | 174 | 620 |
| 753R | 54 | 174 | 620 |
| 754R | 54 | 174 | 620 |
| 756R | 81 | 212 | 710 |



// ACCESSORI | ACCESSORIES



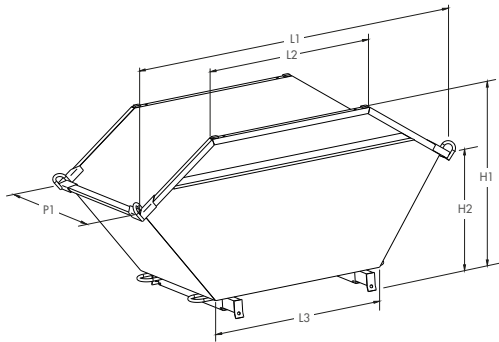
//////
CILINDRO IDRAULICO
HYDRAULIC CYLINDER
SECURE SYSTEM



//////
COPERCHIO ASPORTABILE
REMOVABLE LID

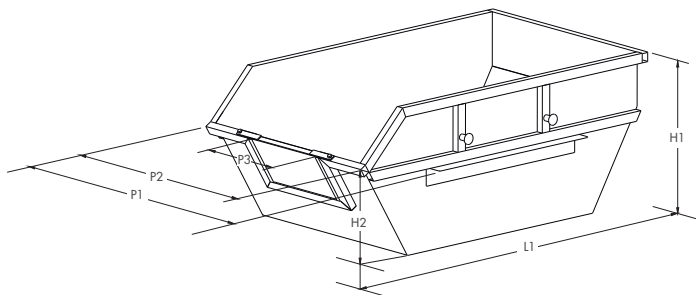
////// MULTIBENNA MINI
MULTIBENNA MINI

| MODELLO MODEL | DIMENSIONI DIMENSIONS mm | | | | | | PORTATA LOAD CAPACITY kg | VOLUME lt |
|------------------|----------------------------|------|------|------|------|-----|--------------------------------|--------------|
| | P1 | L1 | L2 | L3 | H1 | H2 | | |
| 641MC2 MINI | 1100 | 2300 | 1200 | 1250 | 1210 | 825 | 3300 | 2000 |



////// MULTIBENNA MAXI E SUPER MAXI
MULTIBENNA MAXI AND SUPER MAXI

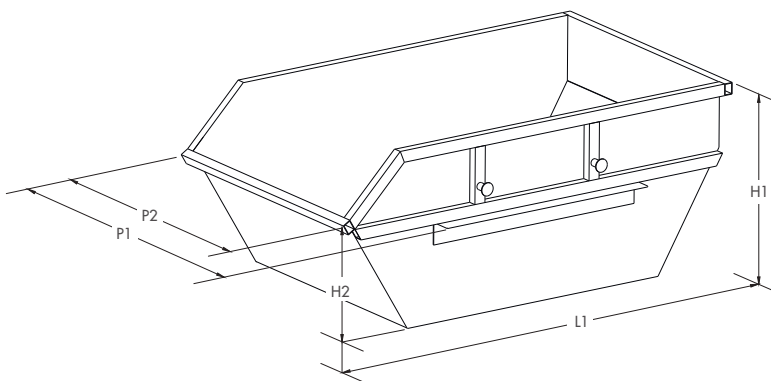
| MODELLO MODEL | DIMENSIONI DIMENSIONS mm | | | | | | VOLUME m ³ |
|------------------|----------------------------|------|-----|------|------|-----|--------------------------|
| | P1 | P2 | P3 | L1 | H1 | H2 | |
| 640MCS MAXI | 2000 | 1800 | 750 | 3100 | 1300 | 800 | 5,5 |



- LA MULTIBENNA 640MCS PRESENTA UNA SPONDA FRONTALE AMOVIBILE PER IL CARICO CON CARRIOLA
THE 640MCS MULTIBENNA HAS A REMOVABLE FRONT PANEL FOR LOADING WITH WHEELBARROW

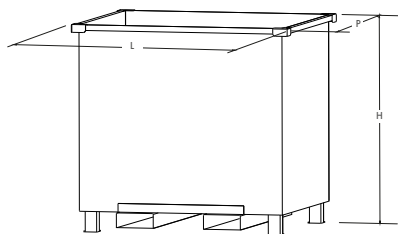


| MODELLO MODEL | DIMENSIONI DIMENSIONS mm | | | | | VOLUME m ³ |
|--------------------|----------------------------|------|------|------|------|--------------------------|
| | P1 | P2 | L1 | H1 | H2 | |
| 640MC7 MAXI | 2000 | 1800 | 3600 | 1500 | 1000 | 7 |
| 640MC10 SUPER MAXI | 2000 | 1830 | 3850 | 1800 | 1300 | 10 |



// CONTENITORE PER FORCHE ROTANTI
CONTAINER FOR ROTATING FORKS

| MODELLO MODEL | DIMENSIONI DIMENSIONS mm | | | TARA TARE kg | PORTATA LOAD CAPACITY kg | VOLUME li |
|------------------|----------------------------|------|------|--------------------|--------------------------------|--------------|
| | L | P | H | | | |
| 73B1345X | 1280 | 1100 | 1200 | 180 | 1000 | 1345 |

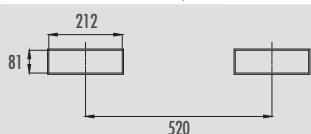


- Inforcabile con carrello elevatore a forche rotanti
Forkable with forklift with rotating forks



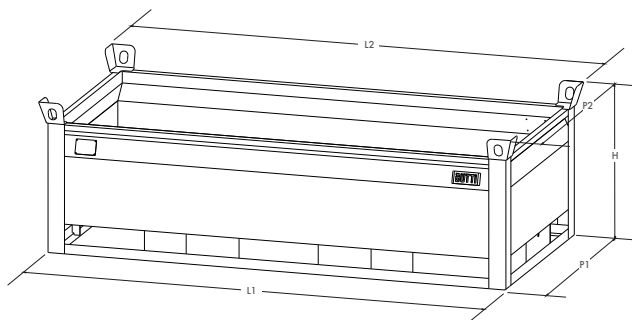
- Sovrapposibilità statica 2 su 1 a pieno carico
Static overlap of 2 to 1 at full load

// QUOTE SEDI FORCHE INTERNE | INTERNAL FORK SEATS DIMENSIONS



// CONTENITORE IN LAMIERA PER PARABREZZA
SHEET METAL CONTAINER FOR WINDSHIELDS

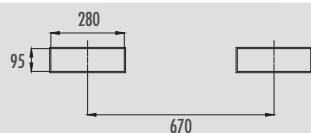
| MODELLO MODEL | DIMENSIONI DIMENSIONS mm | | | | | TARA TARE kg | PORTATA LOAD CAPACITY kg |
|------------------|----------------------------|------|------|------|-----|--------------------|--------------------------------|
| | L1 | L2 | P1 | P2 | H | | |
| 886BB15 | 2325 | 2400 | 1100 | 1175 | 760 | 210 | 1500 |



- Sovrapposibilità statica 3 su 1 a pieno carico
Static overlap of 3 to 1 at full load

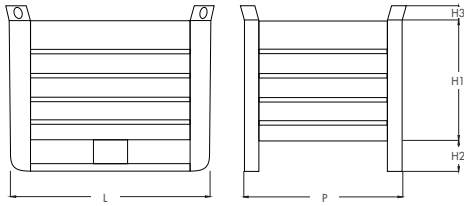


// QUOTE SEDI FORCHE INTERNE | INTERNAL FORK SEATS DIMENSIONS



CONTENITORE IN METALLO
METAL CONTAINER

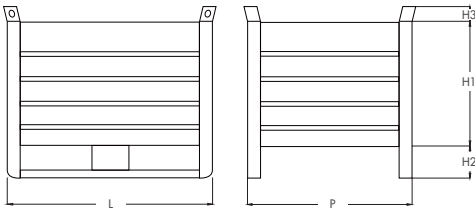
| MODELLO MODEL | DIMENSIONI DIMENSIONS mm | | | | | TARA TARE kg | PESO PIENO CARICO TOTAL FULL LOAD WEIGHT kg | PORTATA LOAD CAPACITY kg |
|------------------|----------------------------|-----|-----|-----|-----|--------------------|---|--------------------------------|
| | L | P | H1 | H2 | H3 | | | |
| 625 | 1000 | 800 | 650 | 150 | 100 | 92 | 2092 | 2000 |



• Sovrapposibilità statica
3 su 1 a pieno carico
Static overlap of 3 to 1
at full load

CONTENITORE IN METALLO
METAL CONTAINER

| MODELLO MODEL | DIMENSIONI DIMENSIONS mm | | | | | TARA TARE kg | PESO PIENO CARICO TOTAL FULL LOAD WEIGHT kg | PORTATA LOAD CAPACITY kg |
|------------------|----------------------------|-----|-----|-----|----|--------------------|---|--------------------------------|
| | L | P | H1 | H2 | H3 | | | |
| 626 | 1200 | 800 | 650 | 150 | 60 | 64 | 1064 | 1000 |



• Sovrapposibilità statica
3 su 1 a pieno carico
Static overlap of 3 to 1
at full load

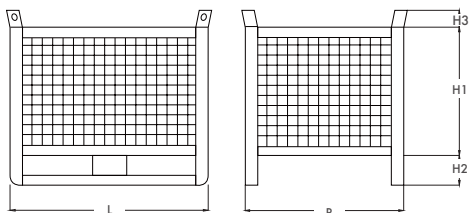
CONTENITORE IN POLIETILENE
POLYETHYLENE CONTAINER

| MODELLO MODEL | DIMENSIONI DIMENSIONS mm | | | PORTATA LOAD CAPACITY kg |
|------------------|----------------------------|-----|-----|--------------------------------|
| | L | P | H | |
| 626POL | 1200 | 800 | 800 | 500 |



CONTENITORE IN RETE
MESH CONTAINER

| MODELLO MODEL | DIMENSIONI DIMENSIONS mm | | | | | TARA TARE kg | PESO PIENO CARICO TOTAL FULL LOAD WEIGHT kg | PORTATA LOAD CAPACITY kg |
|------------------|----------------------------|-----|-----|-----|----|--------------------|---|--------------------------------|
| | L | P | H1 | H2 | H3 | | | |
| 626R | 1200 | 800 | 650 | 150 | 60 | 51 | 1051 | 1000 |



• Sovrapposibilità statica
3 su 1 a pieno carico
Static overlap of 3 to 1
at full load

ACCESSORI | ACCESSORIES //



99C380
COPERTURA PER CONTENITORE IN POLIETILENE DISPONIBILE SU RICHIESTA
LID FOR POLYETHYLENE CONTAINER AVAILABLE ON REQUEST

• COEFFICIENTE DI SICUREZZA 7:1
SAFETY FACTOR 7:1

BRACHE IN POLIESTERE
POLYESTER FLAT WEBBING SLINGS



| MODELLO MODEL | LUNGHEZZA LENGTH m | H NASTRO RIBBON mm | PORTATA LOAD CAPACITY kg |
|------------------|--------------------------|-----------------------------|-----------------------------------|
| 597A1 | 1 | 50 | 1000 |
| 597A2 | 2 | 50 | 1000 |
| 597A3 | 3 | 50 | 1000 |
| 597A4 | 4 | 50 | 1000 |
| 597A5 | 5 | 50 | 1000 |
| 597A6 | 6 | 50 | 1000 |
| 597A7 | 7 | 50 | 1000 |
| 597A8 | 8 | 50 | 1000 |

| MODELLO MODEL | LUNGHEZZA LENGTH m | H NASTRO RIBBON mm | PORTATA LOAD CAPACITY kg |
|------------------|--------------------------|-----------------------------|-----------------------------------|
| 597B1 | 1 | 60 | 2000 |
| 597B2 | 2 | 60 | 2000 |
| 597B3 | 3 | 60 | 2000 |
| 597B4 | 4 | 60 | 2000 |
| 597B5 | 5 | 60 | 2000 |
| 597B6 | 6 | 60 | 2000 |
| 597B7 | 7 | 60 | 2000 |
| 597B8 | 8 | 60 | 2000 |

| MODELLO MODEL | LUNGHEZZA LENGTH m | H NASTRO RIBBON mm | PORTATA LOAD CAPACITY kg |
|------------------|--------------------------|-----------------------------|-----------------------------------|
| 597C1 | 1 | 90 | 3000 |
| 597C2 | 2 | 90 | 3000 |
| 597C3 | 3 | 90 | 3000 |
| 597C4 | 4 | 90 | 3000 |
| 597C5 | 5 | 90 | 3000 |
| 597C6 | 6 | 90 | 3000 |
| 597C7 | 7 | 90 | 3000 |
| 597C8 | 8 | 90 | 3000 |

| MODELLO MODEL | LUNGHEZZA LENGTH m | H NASTRO RIBBON mm | PORTATA LOAD CAPACITY kg |
|------------------|--------------------------|-----------------------------|-----------------------------------|
| 597D1 | 1 | 120 | 4000 |
| 597D2 | 2 | 120 | 4000 |
| 597D3 | 3 | 120 | 4000 |
| 597D4 | 4 | 120 | 4000 |
| 597D5 | 5 | 120 | 4000 |
| 597D6 | 6 | 120 | 4000 |
| 597D7 | 7 | 120 | 4000 |
| 597D8 | 8 | 120 | 4000 |



CONSIGLI PER L'UTILIZZO IN SICUREZZA
SAFETY ADVICE



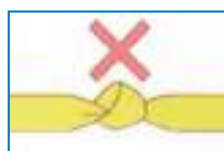
Controllare il peso del carico
Check the weight of the load




Tener conto del modo di imbragaggio
e dell'angolo di inclinazione
Consider the type of use and the
rake angle



Tenere in considerazione il centro
di gravità del carico
Consider the gravity of inclination
center of the load



Non torcere o annodare
Don't twist or knot



Utilizzare a temperature
comprese tra -40°C e +100°C
Temperature range of use
-40°C to +100°C



Controllare l'integrità delle fasce
prima di ogni utilizzo
Before any use check that the
slings are not damaged

LIMITAZIONI DELLA PORTATA DI UNA SINGOLA FASCIA DOVUTE A DIVERSI TIPI DI IMPIEGHI
WORKING LOAD LIMIT WITH 1 WEBBING SLING

Portata nominale
Working load limit
(es. 1000 kg)

+ 100% della portata nominale
+ 100% of the working load limit
(es. 1000+1000= 2000 kg)

+ 40% della portata nominale
+ 40% of the working load limit
(es. 1000+400= 1400 kg)

- 20% della portata nominale
- 20% of the working load limit
(es. 1000-200= 800 kg)

CRICCHETTO CON GANCIO TONDINO PER CINGHIA PROFESSIONALE
RATCHET WITH ROD HOOK FOR PROFESSIONAL STRAPS

| MODELLO MODEL | LUNGHEZZA LENGTH m | H NASTRO RIBBON H mm | PORTATA LOAD CAPACITY kg |
|------------------|--------------------------|----------------------------|-----------------------------------|
| 599A6L35 | 6 | 35 | 1000 |



LIMITAZIONI DELLA PORTATA DI UN SINGOLO CRICCHETTO DOVUTE A DIVERSI TIPI DI IMPIEGHI
WORKING LOAD LIMIT WITH 1 RATCHET STRAP

Portata nominale
Working load limit
(es. 1000 kg)

+ 100% della portata nominale
+ 100% of the working load limit
(es. 1000+1000= 2000 kg)

CRICCHETTO CON GANCIO TONDINO PER CINGHIA PROFESSIONALE
RATCHET WITH ROD HOOK FOR PROFESSIONAL STRAPS

| MODELLO MODEL | LUNGHEZZA LENGTH m | H NASTRO RIBBON H mm | PORTATA LOAD CAPACITY kg |
|------------------|--------------------------|----------------------------|-----------------------------------|
| 599B9L50 | 9 | 50 | 2500 |




CRICCHETTO ERGONOMICO LEVA LUNGA CON GANCIO TONDINO PER CINGHIA PROFESSIONALE
ERGONOMIC RATCHET WITH LONG LEVER AND ROD HOOK

| MODELLO MODEL | LUNGHEZZA LENGTH m | H NASTRO RIBBON H mm | PORTATA LOAD CAPACITY kg |
|------------------|--------------------------|----------------------------|-----------------------------------|
| 599R9L50E | 9 | 50 | 2500 |







SOLUZIONI PER IL RECYCLING
SOLUTIONS FOR RECYCLING



BUTTI srl - Via Mayer, 13 | 24034 Cisano Bergamasco (BG) | Tel. +39 035 787300 | butti@butti.it | butti.it